

# PRIMARY ONE

THEME: WEATHER

SUB – THEME: ELEMENTS AND TYPES OF WEATHER

WEEK 2

Lesson 1 and 2

THE ALPHABET

Arranging words in alphabetical order

We consider the first letters which begin the words if the letters are not the same.

**Example**

book, chalk, apple, door

apple, book, chalk, door

**Activity**

Re-arrange these words in a, b, c order

- a) wet, hot, cold, dry
- b) orange, ant, bed, kettle
- c) sunshine, wind, cloudcover, rainfall
- d) fire, shade, hat, weather
- e) umbrella, coat, boots, sweater
- f) lamb, kettle, class, block
- g) windy, cloudy, sunny, rainy

**Reference:**

1. Read and write std 2 pg 7 – 8, 8 – 9.
2. English Aid std 2 pg 7 -8.

**Lesson 3 and 4**

2. **Prepositions**

Prepositions of position e.g in, on, under, behind, below.

Activities

1. Practical work.
2. Filling in the gaps using correct prepositions.

Picture illustration with sentences

1.



The ball is \_\_\_\_\_ the chair.

2.



The cat is \_\_\_\_\_ the table.

3.



John is jumping \_\_\_\_\_ the bench

4.



Sarah is pointing \_\_\_\_\_ the sun.

5.



Mary is standing \_\_\_\_\_ the car.

6.



The flower is \_\_\_\_\_ the tin.

7.



Joy is looking \_\_\_\_\_ the flowers.

**Reference:**

1. Essential workbook 1 pg 59.
2. Oxford primary English bk 2 pg 22-24.
3. Mk bk 2 pg 46 – 47.
4. Improve your English bk 2 pg 32.
5. English Aid std 2 pg 87.

**Lesson 5 and 6**

**Make sentences using the following prepositions.**

on - .....

in - .....

under - .....

behind - .....

in front of - .....

over - .....

near - .....

at - .....

### Reference

Oxford Primary English bk pg 22 - 24.

### WEEK 3

Sub-Theme: Activities of different seasons.

#### Lesson 1 and 2

#### Plurals

Changing "y" to i and add es to nouns that end with y.

**Nouns which end with 'y' when there's a consonant before y, we change 'y' to 'i' and add 'es' to form the plural.**

#### Examples

Lorry - lorries                      fly – flies

Puppy – puppies                      berry – berries

#### Activities

Change these nouns to plural form.

baby - \_\_\_\_\_

city - \_\_\_\_\_

story - \_\_\_\_\_

community - \_\_\_\_\_

lady - \_\_\_\_\_

family - \_\_\_\_\_

daisy - \_\_\_\_\_

ferry - \_\_\_\_\_

berry - \_\_\_\_\_

granary - \_\_\_\_\_

pony - \_\_\_\_\_

activity - \_\_\_\_\_

fly - \_\_\_\_\_

lorry - \_\_\_\_\_

puppy - \_\_\_\_\_

**B. Complete the sentences using the words in brackets correctly**

1. David likes reading \_\_\_\_\_ about animals. (story)
2. Eleven \_\_\_\_\_ were parked outside. (lorry)
3. The \_\_\_\_\_ are very kind. (lady)
4. Kampala and Nairobi are big \_\_\_\_\_. (city)
5. Mummy bought \_\_\_\_\_ from the market. (berry)
6. There are \_\_\_\_\_ on the food. (fly)
7. \_\_\_\_\_ are beautiful flowers. (daisy)
8. The dogs were playing with their \_\_\_\_\_. (puppy)
9. We have many \_\_\_\_\_ to do today. (activity)
10. Those \_\_\_\_\_ live together. (family)

**References:**

1. Junior English bk 1 pg 27.
2. Read and write bk 2 page 27 – 30
3. Essential workbook 2 pg 35, 3.
4. Junior English bk 1 pg 28.

**Lesson 5 and 6**

**Changing 'f' to 'y' and add 'es'**

**Some nouns which end with 'f', or fe change to 'ves' to form their plurals.**

**Examples**

Knife – knives

Leaf – leaves

wolf - \_\_\_\_\_

**Activities**

**Change these nouns to plural form.**

shelf - \_\_\_\_\_

wife - \_\_\_\_\_

loaf - \_\_\_\_\_

life - \_\_\_\_\_

half - \_\_\_\_\_

knife - \_\_\_\_\_

calf - \_\_\_\_\_

## WEEK 4

### Lesson 1 and 2

Complete the sentences using the given words in brackets

1. The book \_\_\_\_\_ are full of books. (shelf)
2. The butcher has very sharp \_\_\_\_\_. (knife)
3. The maid bought two \_\_\_\_\_ of bread. (loaf)
4. There are a lot of \_\_\_\_\_ on the ground. (leaf)
5. She cut the apples into \_\_\_\_\_ (half)
6. We saw two \_\_\_\_\_ in the bush. (wolf)
7. \_\_\_\_\_ are young ones of cows. (calf)
8. \_\_\_\_\_ broke into the shop. (thief)

#### Reference:

1. Essential workbook 2 pg 33.
2. Junior English bk 1 pg 28.

## SUB-THEME: Effects and management of weather

### Lesson 3 and 4

Verbs (doing words) doubling the last letter and adding -ing

**Verbs which have a vowel before the last letter, double the last letter and then add 'ing' in the present continuous tense.**

#### Examples:

Stop	-	stopping	cut	-cutting
Skip	-	skipping	put	-putting

#### Activities

**Add 'ing' to change to the present continuous tense.**

dig	-	_____	wrap	-	_____
sip	-	_____	hug	-	_____
rob	-	_____	rub	-	_____

pin - \_\_\_\_\_  
chop - \_\_\_\_\_  
run - \_\_\_\_\_  
sit - \_\_\_\_\_  
shop - \_\_\_\_\_  
swim - \_\_\_\_\_  
scrub - \_\_\_\_\_  
stop - \_\_\_\_\_

hop - \_\_\_\_\_  
jog - \_\_\_\_\_  
beg - \_\_\_\_\_  
hit - \_\_\_\_\_  
tap - \_\_\_\_\_  
clap - \_\_\_\_\_

### Lesson 5 and 6

Use the given words in brackets correctly.

1. The little boy is \_\_\_\_\_ for meat. (beg)
2. Betty is \_\_\_\_\_ on a jacket. (put)
3. The buses are \_\_\_\_\_ outside the school gate. (stop)
4. Allan \_\_\_\_\_ is at the door. (tap)
5. Mummy is \_\_\_\_\_ near the fire. (sit)
6. Mary and Jane are \_\_\_\_\_ ropes. (skip)
7. Children are \_\_\_\_\_ their hands. (clap)
8. The wood cutter is \_\_\_\_\_ a piece of wood. (chop)
9. The thieves are \_\_\_\_\_ the shop. (rob)
10. A fish moves by \_\_\_\_\_. (swim)

**Reference:**

**Junior English 1 pg 34.**

**Word perfect spelling bk 2 pg 28.**

**WEEK 5**

**Lesson 1 and 2**

### Past tense

Doubling the last letter and add 'ed' to the verbs.

**Some verbs which have a vowel before the last letter, double the last letter and then add 'ed' in the past tense.**

**Examples**

skip - skipped  
rob - robbed  
beg - begged

### Activities

Add 'ed' to change to the past tense.

shop - _____	rub - _____
clap - _____	beg - _____
stop - _____	jog - _____
Sip - _____	skip - _____
chop - _____	hop - _____
pin - _____	hug - _____
tap - _____	wrap - _____
slap - _____	scrub - _____

### Lesson 3 and 4

#### Doubling the last letter before adding 'ed'

Use the given verbs in brackets correctly to complete the sentences.

1. She \_\_\_\_\_ the floor with a brush. (scrub)
2. The little boy \_\_\_\_\_ for a sweet. (beg)
3. The bus \_\_\_\_\_ outside the school gate. (stop)
4. Mother \_\_\_\_\_ Jane last night. (hug)
5. Allan \_\_\_\_\_ at the door before going in. (tap)
6. Jane \_\_\_\_\_ a badge on her jacket. (pin)
7. We \_\_\_\_\_ for her good answer. (clap)
8. She \_\_\_\_\_ the rope last night. (skip)
9. The bank was \_\_\_\_\_ yesterday. (rob)
10. Daddy \_\_\_\_\_ me last night. (slap)

**Reference: Junior English I page 34.**

### Lesson 5 and 6

#### Punctuation marks

#### **An apostrophe**

We use or put an apostrophe just after a name or a noun and then add ' s' to show ownership.

**Example**

Sarah's pencil.

Peter's shirt.

my mother's bag.

The pencil belongs to the teachers.

It is the teacher's pencil.

The bicycle belongs to Paul

It is Paul's bicycle.

Allan



This is Allan's car.

**N.B:** The 's' shows that Allan owns the car.

**Who owns each thing?**



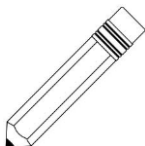
Susan: This is Susan's flower.




Peter: \_\_\_\_\_



John: \_\_\_\_\_



David: \_\_\_\_\_



Mary: \_\_\_\_\_





Mummy: \_\_\_\_\_




Paul: \_\_\_\_\_



Father: \_\_\_\_\_



Aunt: \_\_\_\_\_



Uncle: \_\_\_\_\_

## WEEK 6

**THEME: ACCIDENTS AND SAFETY**

**SUB – THEME: Accidents and safety at home**

**The use of an apostrophe to show ownership.**

**Lesson 1 and 2**

**Examples**

- a) The book belongs to Mary
- b) It is Mary's book.
- a. The tail of a cat.

b) a cat's tail

a. The knife for a man.

b. a man' knife

**Exercise**

1. The beak of the bird.

The bird's beak.

2. the horn of the cow

---

3. the house of Peter

---

4. the bicycle of the man.

---

5. the dress of Joan.

---

6. the car of the president

---

7. the shirt of Albert

---

8. The book belongs to David.

It is David's book.

9. The teddy bear belongs to Sarah.

---

10. The lorry belongs to Mr. Lule.

---

11. The skirt belongs to Katrina.

---

12. The clinic belongs to Mr. Musoke.

---

13. The knife belongs to Mummy.

---

14. The medicine belongs to Joseph.

---

**Reference:**

**Junior English bk 2 pg 26**

**Book 1 pg 61**

**Lesson 3 and 4**

**An apostrophe.**

**We can use an apostrophe to shorten words (to write words in short).**

**When we join words, leave out a letter which is represented by an apostrophe'**

When we join 'not' to another word, 'o' is left out and it is represented by an **apostrophe.**

**Examples**

Is not - isn't

Was not - wasn't

Are not - aren't

**Exercise**

**Join each pair of words using an apostrophe.**

1. does not - \_\_\_\_\_

2. were not - \_\_\_\_\_

3. has not - \_\_\_\_\_

4. Is not - \_\_\_\_\_

5. have not - \_\_\_\_\_

6. was not - \_\_\_\_\_

7. do not - \_\_\_\_\_

8. are not - \_\_\_\_\_

9. can not - \_\_\_\_\_

## Lesson 5 and 6

### Rewrite the sentences joining the underlined words

1. John does not want to go home.
2. The twins were not in school today.
3. Daddy has not gone to work today.
4. The milk is not fresh.
5. Was not that a dirty dish?
6. Some children do not have lunch at school.
7. We have not had the party we were promised.
8. Those mangoes are not very sweet.

Reference: Junior English bk 1 pg 51.

Bk 2 pg 29.

## WEEK 7

### Lesson 1 and 2

#### Using an apostrophe (Lesson 5)

Joining is, us, are, e.t.c to other words using an apostrophe.

#### Examples

She is - she's

Let us - Let's

It is - it's

#### Activities

#### Use an apostrophe to join the given words.

It is - \_\_\_\_\_

She is - \_\_\_\_\_

I am - \_\_\_\_\_

He is - \_\_\_\_\_

They are - \_\_\_\_\_

Let us - \_\_\_\_\_

You are - \_\_\_\_\_

There is - \_\_\_\_\_

That is - \_\_\_\_\_

### Lesson 3 and 4

Use an apostrophe correctly in the second sentence.

E,g

a) He is running.

b) He's running.

a) He is playing football.

b) He's playing football.

a) She is sleeping.

b) \_\_\_\_\_

a) It is eating a bone.

b) \_\_\_\_\_

a) She is eating a cake.

b) \_\_\_\_\_

a) She is riding a bicycle.

b) \_\_\_\_\_

a) They are colouring pictures.

b) \_\_\_\_\_

a) You are going home.

b) \_\_\_\_\_

a) He does not know how to ride a bicycle.

b) \_\_\_\_\_

**References: Essential workbook bk 1 pg 67.**

**Bk 2 pg 49.**

**Lesson 5 and 6**

**SUB –THEME: Accident and safety on the way.**

**Short forms**

Short forms of the days of the week and months of the year

We put a **full stop** on short forms of days of the week , months of the year and some other words when they are written in short.

a. Days of the week

Sunday - Sun.

Monday - Mon.

Tuesday - Tue.

Wednesday - Wed.

Thursday - Thur.

Friday - Fri.

Saturday - Sat.

b) Months of the year.

January - Jan.

February - Feb.

March - Mar.

April - Apr.

May - May

June - June

July - July

August - Aug.

September - Sept.

October - Oct.

November - Nov.

December - Dec.

c) Other words

Road - Rd.

Sister - sr.

Brother - br.

School - sch.

Mister - Mr.  
Doctor - Dr.  
Teacher - tr.  
Shillings - shs.  
Telephone - tel.

### **Activities**

Write the following words in short form.

Monday - \_\_\_\_\_

Tuesday - \_\_\_\_\_

Friday - \_\_\_\_\_

Mister - \_\_\_\_\_

School - \_\_\_\_\_

Doctor - \_\_\_\_\_

January - \_\_\_\_\_

Shilling - \_\_\_\_\_

November - \_\_\_\_\_

August - \_\_\_\_\_

Re-write the sentences giving the short form of the underlined words.

1)- Doctor Musoke is in the clinic.

2)-Today is Saturday.

3)-She was born in February.

4)-Our teacher went for a meeting.

5)-Mister Kibuuka is a farmer.

6)-The school will close next week.

**WEEK 8**

**SUB – THEME: Accidents and safety at school**

**Lesson 1 and 2**

**Opposites**

**The use of 'un'**

Using 'un' to change words to their opposites

**Examples**

Paid - unpaid

Safe - unsafe

Fair - unfair

Activities

**Give the opposite of these words by using 'un'**

Happy - \_\_\_\_\_

Pack - \_\_\_\_\_

Comfortable- \_\_\_\_\_

Kind - \_\_\_\_\_

Fair - \_\_\_\_\_

Load - \_\_\_\_\_

Wrap - \_\_\_\_\_

Safe - \_\_\_\_\_

Screw - \_\_\_\_\_

tidy - \_\_\_\_\_

willing- \_\_\_\_\_

lucky – \_\_\_\_\_

dress – \_\_\_\_\_

tie – \_\_\_\_\_

true – \_\_\_\_\_

tidy – \_\_\_\_\_

Lesson 3 and 4

Complete the sentence with the opposite of the word given in brackets..

1. You look so \_\_\_\_\_ today. (happy)
2. The rooms were \_\_\_\_\_. (tidy)
3. What you said was \_\_\_\_\_. (true)
4. They are \_\_\_\_\_ to go with us. (willing)
5. The water is \_\_\_\_\_ to drink. (safe)
6. The old woman is \_\_\_\_\_ to children. (kind)
7. It was \_\_\_\_\_ to walk alone at night. (wise)
8. The teacher is feeling \_\_\_\_\_ today. (well)



Reference: Junior bk 1 pg 37.

**Lesson 5 and 6**

**Adjectives**

**Adjectives are describing words**

**An adjective is a word that describes a noun.**

**Example**

A long pencil                      a short girl  
A new book                         a good boy

**Activities**

**Use a suitable adjective for each noun below.**

a new book	a _____ box
a clever girl	a _____ dress
an old woman	a _____ house
a _____ apple	a _____ chair
a _____ car	a _____ bed
a _____ boy	a _____ bench
a _____ book	a _____ house
a _____ bottle	a _____ weather
a _____ shirt	a _____ umbrella
a _____ dress	a _____ rain coat
a _____ meal	a _____ season
a _____ pot	a _____ season

WEEK 9

Lesson 1 and 2

**Make ten sentences using any of the above words.**

1. This is a new dress.  
She is a short girl.

**Underline the adjectives in the sentences below**

1. Her dress is old

2. She is wearing a long skirt.
3. The mango is ripe.
4. Our house is dirty.
5. The apples are sweet.
6. My mother is kind.
7. Her brother is a short boy.
8. His shirt is old.
9. That glass is empty.
10. Patrick has a new car.
11. The old man is here.
12. Her bones are soft.

**Reference:**

1. **Junior English bk 1 pg 64.**
2. **Junior English bk 2 page 5.**
3. **Essential English workbook 1 page 57.**

### Lesson 3 and 4

Choose the correct word from the list to complete the sentences.

**Sunny, sour, dirty, tall, wild, clever, kind, red, sharp, golden**

1. A lion is a ----- animal.
2. The weather now is -----.
3. My sister gave me a ----- orange.
4. Mr. Okello has a ----- car.
5. The boys washed the ----- clothes.
6. Mother has a ----- knife.
7. He climbed a ----- tree.
8. Our teachers are very -----..
9. She gave me a ----- ring.
10. The children in our class are very -----.


### Lesson 5 and 6

#### Comparing adjectives.

#### Adding “er” and est to adjectives

- We add 'er' to the adjective when we are comparing only two people, things/objects ( **comparative degree**)
- We add 'est' to the adjective when we are comparing more than two people, things / objects.(**superlative degree**)

#### Practical work

A  long

B  Longer


C  Longest

Pencil A is **long**.

Pencil B is **longer** than pencil A.

Pencil C is the **longest** of all.

2.



Joy is **tall**.

Ann is **taller** than Joy.

Mary is the **tallest** of all.

### Activities

#### Fill in correctly.

##### Adjective

##### comparative

##### superlative

Long

longer

longest

Short

shorter

shortest

Warm

\_\_\_\_\_

\_\_\_\_\_

Neat

\_\_\_\_\_

\_\_\_\_\_

Cold

colder

\_\_\_\_\_

\_\_\_\_\_

newest

newest

low

\_\_\_\_\_

\_\_\_\_\_

high

\_\_\_\_\_

\_\_\_\_\_

tall

\_\_\_\_\_

\_\_\_\_\_

small

\_\_\_\_\_

\_\_\_\_\_

clever

clever

\_\_\_\_\_

Make sentences using any of the above words.

e.g Alex's pencil is the longest.

My apple is sweeter than hers.

**N.B We use article 'the' for superlative degree.**

## WEEK 10

### Lesson 1 and 2

#### Fill in correctly to complete the sentences. (use the words in brackets)

1. My water is \_\_\_\_\_ than yours. (cold)
2. Ann is \_\_\_\_\_ than Mary. (short)
3. Benjamin's shirt is the \_\_\_\_\_. (clean)
4. Mummy's bag is the \_\_\_\_\_. (small)
5. I am \_\_\_\_\_ than my sister. (tall)
6. Peter is the \_\_\_\_\_ boy in the family. (old)
7. Her juice is \_\_\_\_\_ than mine. (sweet)
8. That church is the \_\_\_\_\_ building in town. (tall)
9. Babirye is the \_\_\_\_\_ girl in the whole class. (smart)
10. She has the \_\_\_\_\_ dress. (long)

#### Reference

Junior English bk 1 page 80.

**THEME: FOOD AND NUTRITION**

**SUB-THEME: Names and sources of food.**

**Lesson 3 and 4**

Verbs - Present simple tense

**Verbs which have a consonant before 'y' at the end, change 'y' to 'i' and add 'ies' in the present simple tense.**(using pronouns; **he, it, she** and a name of a person or a thing.)

**Examples**

cry - cries

try - tries

copy - copies

**Activities**

**A. Change to present simple tense by using 'ies'**

try - \_\_\_\_\_

tidy - \_\_\_\_\_

carry - \_\_\_\_\_

empty - \_\_\_\_\_

dry - \_\_\_\_\_

fry - \_\_\_\_\_

spy - \_\_\_\_\_

copy - \_\_\_\_\_

marry - \_\_\_\_\_

cry - \_\_\_\_\_

bury - \_\_\_\_\_

hurry - \_\_\_\_\_

fly - \_\_\_\_\_

**Lesson 5 and 6 Change the verbs in brackets to present simple tense.**

1. Paul \_\_\_\_\_ eggs for breakfast. (fry)
2. She \_\_\_\_\_ her bag everyday. (carry)
3. The baby \_\_\_\_\_ to walk. (try)
4. Her baby \_\_\_\_\_ every night. (cry)
5. Jane \_\_\_\_\_ when she is going to school. (hurry)
6. Everyday his father \_\_\_\_\_ to Nairobi. (fly)
7. The maid \_\_\_\_\_ the bin every evening. (empty)
8. Peter \_\_\_\_\_ his shirt after washing it. (dry)

9. Grace \_\_\_\_\_ all her work. (copy)  
10. Ali \_\_\_\_\_ a new wife every year. (marry)

**Reference:**

- Junior English bk 2 page 20.
- Word perfect spelling bk 2 page 37.

**WEEK 11**

**Past tense**

**Lesson 1 and 2**

**Changing y to i before adding 'ed'**

**N.B. Verbs which have a consonant before 'y' at the end, change 'y' to 'i' and add 'ed' in the past tense.**

**Examples**

cry - cried  
dry - dried

**Activities**

A. Change these verbs to past tense by adding 'ed'

- |          |         |       |         |
|----------|---------|-------|---------|
| 1. marry | - _____ | empty | - _____ |
| 2. carry | - _____ | fry   | - _____ |
| try      | - _____ | carry | - _____ |
| cry      | - _____ | dry   | - _____ |
| copy     | - _____ | spy   | - _____ |
| bury     | - _____ | tidy  | - _____ |

B. Make eight sentences using any of the above words in the past tense.

Change the given verbs in brackets to past tense.

1. Joseph \_\_\_\_\_ the room after the meeting. (tidy)
2. She \_\_\_\_\_ to catch the bus. (hurry)
3. Mark \_\_\_\_\_ all his work. (copy)
4. She \_\_\_\_\_ herself after bathing. (dry)
5. Mary \_\_\_\_\_ when she fell down. (cry)
6. His grandfather was \_\_\_\_\_ yesterday. (burry)
7. Mother \_\_\_\_\_ eggs for breakfast. (fry)
8. He \_\_\_\_\_ the big bag home. (carry)
9. My sister got \_\_\_\_\_ to a prince. (marry)
10. Paul \_\_\_\_\_ the words in his notebook. (copy)

**Reference: Junior English bk 1.**

**Sub – theme: Uses of food**

**Compound words**

**Lesson 5 and 6**

**A compound word is a word that is formed by joining two words.**

**Examples**

tea + pot = teapot

match +box =matchbox

foot + ball = football

**Activities**

Underline the compound words in these sentences.

1. Sarah is carrying a schoolbag
2. Mummy has a tidy bedroom.
3. Mr. Kirinya is our headteacher.
4. Paul is dusting the chalkboard.
5. The shopkeeper is here.
6. The children are in the classroom.



Write two separate words from these compound words.

toothbrush = ----- + -----

newspaper = ----- + -----

pigsty = -----+ -----

dustbin = ----- + -----

birthday =----- + -----

something =-----+ -----

armchair = -----+ -----

tablecloth = -----+ -----

doormat =-----+ -----

snowman = -----+ -----

## **WEEK 12**

### **Revision**

#### **Food and nutrition**

Prepositions

#### **Uses of food.**

- past tense
- prepositions
- opposites

#### **Keeping food safe**

- short forms of words.
- describing words (adjectives)
- possessive pronouns

#### **Living together**

- present simpleC tense.