
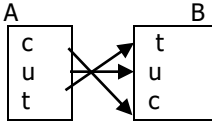


Thematic Scheme of work

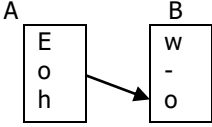
Theme: **Our School**

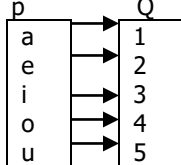
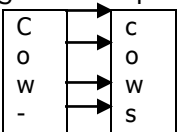
The child understands different ways of locating places and appreciates the various social groups.

Wk	Day	Les son	Theme	Sub-theme	Learning area	Content	Competenc e	Methods	Activities	Learning Life skills	Instructio nal Materials	Ref
2	1	1	1.1 Our Division.	Name and location of our sub-county division.	Maths.	<p>Sets. A set is a collection of well defined objects. Examples of sets: - A set of the first five letters of the alphabet</p> 	Children are capable of:- -defining a set. -forming sets. -drawing. -naming sets.	Discussion Group work Demonstration	Defining a set Forming sets using real objects Drawing and naming sets formed.	Sharing objects Appreciation. Critical; thinking Responsibility	Bottle tops Counters Straws Stones Balls Leaves	A new MK Pri . Mtc 2000 Bk 3 Pg 1-4
		2			Lit. 1	<p>Pictures and maps A picture is a drawing of an object as seen from sides. E.g A picture of a tree.</p> <p>A map is a drawing of an object as seen from above. E.g A map of a tree.</p>	Defining terms; a picture and a map Drawing maps and pictures of objects Reading descriptive sentences.	Discussion Observation Look & say	Reading descriptive sentences. Drawing maps and pictures of objects. Defining terms; a picture and a map.	Audibility Confidence Accuracy	A chart showing pictures and maps.	MK SST Bk 3 Pg 1-2
		3	1.1 Our Environment	Soil	Lit. II	<p>Definition of soil.</p> <ul style="list-style-type: none"> • Components of soil. 	Defining soil. Identifying the components of soil.	Discussion Group Wk	Defining soil Identifying the components of soil.	Sharing Love Critical thinking Self awareness	Samples of soil.	Fountain Pri. Sci. Bk 3 Pg 23.
		4	1.1 Our Division.	Name and location	English	New vocabulary Above, sides, opposite, shade,	Children are capable of:- -Pronouncing	Look & say Demonstration	Pronouncing the new words	Effective communication	Flash cards Real objects like	MK Pri. Eng. Bk 3 Pg 50-51

				of our sub-county division.		left, right, sun-rise, sun-set, etc Structures "Where is?" It is He/She is	the new words correctly. -Constructing sentences using the new words. -Spelling the new words correctly. -Using words in given structures correctly.	ation Phonic edectic	Constructi ng sentences using the new words Spelling the new words.	Social awareness Identify Mobility Creative thinking	cupboard, tables. balls	
		5			Oral Lit.	Poem (Our School)	Reading the words in the poem Reciting the poem Dramatizing the poem	Rote Look & say	Reading the words in the poem Reciting the poem Dramatizin g the poem.	Fluency Appreciation Confidence Audibility	Puppets Flash cards	Tr's own collection
		6			Music	Song	Articulate the words in the song with proper diction Singing the song	Rote	Articulating the words in the song Singing the song.	Cooperation Socializing	Shakers Rattles Drums	Tr's own collection
	2	1				Types of sets. Equal (=) Examples of equal sets. A={ c , u ,t} B={t, u ,c }  Set A is equal to B A = B	Children are capable of:- -defining equal and non-equal sets. -drawing the set symbols for equal and non-equal correctly. -completing sets. -forming equal sets.	Guided discussion Group work Demonstr ation.	Defining equal and non-equal sets. Drawing the set symbols Completing given sets. Forming equal sets.	Sharing objects Appreciation Critical thinking	Bottle tops Straws Stones	A new MK Pri. Mtc 2000 Bk 3 Pg 4
		2	1. 1.1 Our		Lit. 1	Pictures and maps A picture is a	Defining terms; a	Discussion Observati	Reading descriptive	Audibility Confidence	A chart showing	MK SST Bk 3

			Environment			<p>drawing of an object as seen from sides. E.g A picture of a tree.</p> <p>A map is a drawing of an object as seen from above. E.g A map of a tree.</p>	<p>picture and a map Drawing maps and pictures of objects Reading descriptive sentences.</p>	<p>on Look & say</p>	<p>sentences. Drawing maps and pictures of objects. Defining terms; a picture and a map.</p>	<p>Accuracy</p>	<p>pictures and maps.</p>	<p>Pg 1-2</p>
	3	1.1 Our Environment	Soil	Lit. II	<ul style="list-style-type: none"> Experiment to show that soil has air. <ul style="list-style-type: none"> Humus 	<p>-Observing the bubbles of air coming out of soil immersed in water. -Identifying humus and its uses.</p>	<p>Discussion Group Wk</p>	<p>Observing the bubbles of air coming out of soil immersed in water. - Identifying humus and its uses.</p>	<p>Sharing Love Critical thinking Self awareness</p>	<p>Samples of soil.</p>	<p>Fountain Pri. Sci. Bk 3 Pg 23.</p>	
	4	1.1 Our Division	Name and location of our sub-county/division	English	<p>New vocabulary Above, sides, opposite, shade, left, right, sun-rise, sun-set, etc Structures "Where is? It is He/She is</p>	<p>Children are capable of:- -pronouncing the new words correctly. -Constructing sentences using the new words. -Spelling the new words correctly. -Using words in give structures correctly.</p>	<p>Look & say Demonstration Phonic edectic</p>	<p>pronouncing the new words Constructing sentences using the new words. -Spelling the new words</p>	<p>Effective communication Social awareness Identity Mobility Creative thinking</p>	<p>Flash cards Real objects like cupboard, tables, ball, etc.</p>	<p>Mk Pri Eng. Bk 3 Pg 50-51</p>	
	5			Oral Literature	Poem (Our school)	<p>Reading the words in the poem. Reciting the poem Dramatizing the poem</p>	<p>Rote Look & say</p>	<p>Reading the words in the poem. Reciting the poem. Dramatizing the poem.</p>	<p>Audibility Confidence Fluency Audibility</p>	<p>Puppets Flash cards</p>	<p>Tr's own collection</p>	

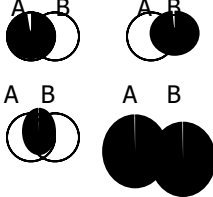
		6			Music	Song	Articulate the words in the song with proper diction. Singing the song.	Rote	Articulating the words in the song Singing the song.	Cooperation Socializing	Shakers Rattles Drums	Tr's own collection
	3	1			Math.	<p>Types of sets. Non equal sets (\neq) Examples of non-equal sets.</p>  <p>Set A and B are non-equal sets. $A \neq B$</p>	Children are capable of:- -defining equal and non-equal sets. -drawing the set symbols for equal and non-equal correctly. -completing sets. -forming equal sets.	Guided discussion Group work Demonstration.	Defining equal and non-equal sets. Drawing the set symbols Completing given sets. Forming equal sets.	Sharing objects Appreciation Critical thinking	Bottle tops Straws Stones	A new MK P r i. M t c 2000 Bk 3 Pg 4
		2	1.1.1 Our Division	Name and location of our sub-county / Division	English	Narrative composition -Name of our school -Where the school is found thus division, parish, wards, village, street, etc -Land marks (significant features near our school)	-Writing a narrative composition about our school. -Identifying significant features near our school.	Phonic Discussion Story telling Excursion	-Writing narrative composition Identifying significant features near our school.	Self awareness Effective communication Appreciation Mobility	Trees Buildings Bill boards Roads Landmarks	MK Pri. Eng. Bk 3 Pg 114
	4	1			Lit. I	Components of a map. E.g title, key, compass, scale. Uses of each component. Title – names of a map.	-Naming the four major components of a map. -Giving uses of each component. -Reading the words and sentences.	Discussion Question and answer	Naming the four major components of a map. Suggesting their importance	Effective communication Critical thinking Appreciation	Flash cards	Comprehensive s.s.t Bk 3 Pg 5

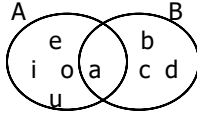
		2	3.1.1 Our Environment	Soil	Lit. II	Definition of soil profile. Diagram showing soil profile.	Identifying the vertical arrangement of soil layers.	Discussion Observation Experimentation.	Identifying soil profile.	Effective communication Appreciation Care	A chart showing soil profile.	Fountain Pri. Sci. Bk 3 Pg 23
		3			Maths.	Equivalent (matching) \leftrightarrow and non-equivalent (non matching) sets \leftrightarrow Example of equivalent sets  <p style="text-align: center;">P \leftrightarrow Q</p> Examples of non-equivalent sets.  <p style="text-align: center;">S \leftrightarrow T</p>	-defining equivalent and non equivalent sets. -Drawing set symbols for equivalent and non equivalent sets. -Matching given sets -Forming equivalent sets.	Guided discussion Demonstration Group Wk	Defining equivalent sets Drawing set symbols Matching given sets Forming equivalent sets.	Appreciation Sharing Responsibility Critical thinking	Stones Straws Leaves Bottle tops	A new Mk Pri. Mtc 2000 Bk 3 Pg 14-16
		4			English	"Passage" My school (Review of the previous vocabulary) reading the passage	-Answering oral and written comprehensive questions. -Reading the passage.	Discussion Demonstration Role play	Answering oral and written comprehensive questions Reading the passage.	Effective communication Critical thinking Problem solving	Pieces of chalk Pupils Balls Newspapers Books	Mk Pri Eng Bk 3 Pg 56 Monitor Eng. Course Bk 3 Pg 9.
5	1				Lit II	Types of soil. Properties of loam soil.	Identifying the types of soil using ; a) colours. b) size of particles	Discussion Discovery.	Identifying the types of soil using ; a) colours. b) size of particles	Critical thinking Creativity Social awareness Appreciation	Environment	


		2	1.1.1 Our Division	Name and location of our sub- county/ Division.	Math.	Empty (null) sets { \emptyset or } e g $K = \{\text{pupils in P3 with 10 legs}\}$ Set $K = \emptyset$ or { } Example 2 $R = \{\text{Our teachers with less than 3 years}\}$ Set $R = \emptyset$ or { }	-Defining empty and subsets. -Drawing symbols of empty set and subset. -Giving examples of empty sets and subsets. -Forming empty sets.	Demonstration Discussion Group work	-Defining empty and subsets. -Drawing symbols of empty set and subset. -Giving examples	Critical thinking Appreciation Sharing	Tins Boxes	A new MK Pri. Mtc Bk 3 Pg 11-12
		3			Oral Lit.	Story The first Muganda man (Kintu)	-Stating what a legend is. -Mention some examples of legends. -Re-telling the story of Kintu.	Discussion Story telling	Appreciation Self awareness Critical thinking Communication	Stating what a legend is. Mentioning some examples of legends. Re-telling the story of Kintu.	A chart showing Walumbe scaring Nambi's children.	History Tr'd handbook for Uganda Pg 1 Hist. For Ug. Bk 1 Pg 3-5
		4			Music	Traditional dance from any part of Uganda.	-Imitating the tr's body movements. Dancing according to the rhythm of the song.	Rote	Patience Friendship formation Assertiveness Decision making	Imitating Tr's body movements Dancing according to rhythm.	Drums Shakers Sticks	Tr's own collection
3	1	1			Math.	Intersection sets (\cap) <u>Example If:</u> $F = \{e,a,r,n,s\}$ $G = \{l,e,a,r,n\}$ $F \cap G = \{e,a,r,n\}$	-Defining intersecting sets. -Drawing the symbol for intersection set. -Identifying common members in given sets.	Discussion Demonstration Group work	-Defining intersecting sets. -Drawing the symbol for intersection set. Identifying common members in given sets.	Critical thinking Effective communication Sharing	Beans Leaves Bottle tops Straws	Pri. Sch. Mtc Bk 3 Pg 4.

		2			Lit. I	A Key A key is a list of symbols and colors used on a map. <u>E.g</u> River, swamp Colours – blue, green, brown	-Defining a key -Drawing symbols -Giving meaning of symbols and colours used on a map. -Giving a reason for using symbols on map.	Guided discussion Observation	-Defining a key -Drawing symbols -Giving meaning of symbols – Stating why symbols are used.	Creative thinking Critical thinking Appreciation	A chart showing map symbols	Mk S.S.T Bk 3 Pg 2.
		3	1.1.1 Our Division	Name and location of our sub-county/ Division	English	Vocabulary Cardinal, pilots, direction, shadow, across, accident, cross, bicycle, knocked, etc <u>Structures</u> "What is?" "It / She / He is ..."	-Pronouncing the new words correctly. -Constructing sentences using the new words. -Spelling the new words -Using words in given structures correctly.	Look and say Demonstration Phonic Eclectic	Pronouncing the new words correctly. Constructing sentences -Spelling the new words. -Using words in structures.	Effective communication Social awareness Sharing Mobility Orientation	Flash cards Bicycles A chart showing a compass.	MK Pri. Eng. Bk 3 Pg 53 Mon. Eng. Course Bk 3 Pg 36.
		4			Lit. II	Properties of clay and sand soil.	Identifying clay and sand soil using texture.	Discussion Demonstration Observation	Identifying clay and sand soil using texture.	Effective communication Social awareness Sharing Mobility Orientation	Sand and clay soil	
		5	1 :1.1 Our Division	Name and location of our sub-county/ Division	Oral Lit.	Proverbs Wise sayings	-saying proverbs -identify proverbs and their meaning. -asking and answering questions based on the proverbs.	Discussion Phonic Rote	Saying proverbs Identifying proverbs. Asking and answering questions.	Effective communication Critical thinking Inter-personal relationship	A chart showing some proverbs.	Tr's own collection
	2	1			English	Dialogue "Riding along the	-Reading the dialogue	Look and say	-Reading the	Effective communication	Puppets Masks	MK Pri. Eng. Bk 3

						road”	Dramatizing the dialogue -Answering oral and written questions. Comprehensively	Dramatization Demonstration	dialogue Dramatizing the dialogue -Answering oral and written questions. Comprehensively	ton Problem solving Responsibility Caring		Pg 55
		2	3.1.1 Our environment	AIR	Lit. II	Uses of soil to plants, other animals and people.	Identifying uses of soil to plants, other animals and people.	Experimentation Discussion	Identifying uses of soil to plants, other animals and people.	Critical thinking Problem solving Decision making Appreciation Inter-dependence	Soil	Fountain Sci. Bk 3 Pg 25
		3			Math.	Union set (U) Example1: Set W = {1,2,3} Set Z = {x,y,z} Set WUZ = {1,2,3,x,y,z,r} Example 2 If F={c,a,r,e,s} and G={c,o,n,e,s} FUG={c,e,a,r,s,o,n}	-Defining a union set. -Writing the set symbol for Union set. -Putting sets together to form union sets.	Demonstration Guided discussion Group work	-Defining a union set. -Writing the set symbol for Union set. -Putting sets together to form union sets.	Critical thinking Cooperation Sharing	Bottle tops Stones Beans	A new MK Pri. Mtc 2000 Bk 3 Pg 13
		4			Lit. I	A compass North West — East South	Children should be capable of:- -mentioning what a compass is. -drawing a compass -naming the four major points of a compass. -naming groups of people who use a compass.	Discussion Demonstration Observation	Mentioning what a compass is. Drawing a compass. Naming the four major points of a compass. Naming groups of people who use a	Critical thinking Creativity Social awareness Appreciation	A chart showing a compass and its directions.	Monitor S.S.T Bk 3 Pg 5 Comprehensive S.S.T Bk 3 Pg 5.

							-mentioning other ways of finding direction.		compass. Mentioning others ways of finding direction.			
	3	1			Music	Religious song	-Reading the words. -Singing according to the rhythm.	Rote	Reading words Singing according to the rhythm.	Appreciation Love Respect Endurance	Shakers Drums	Tr's own collection.
		2	1:1.1 Our Division	Name and location of our sub-country/Division	Math.	Shading regions of sets on a Venn diagram. Example: 	-Identifying the regions to be shaded. -Shading the required regions. -Drawing different Venn diagrams.	Demonstration Group work Discussion	Identifying the regions to be shared. Shading the required regions. Drawing different Venn diagrams.	Appreciation Creativity Critical thinking Sharing	Round objects Pencils	Under. Pri. Mtc Bk 3 Pg
		3			English	Composition Jumbled story (sentence arrangement) Peter on an evening walk.	-Reading the sentences carefully. -Discussing the story. -Arranging the sentences in order to form a story.	Story telling Dramatization Phonic Discussion	Reading the sentences. Discussing the story. Arranging the sentences in order to form a story.	Critical thinking Social awareness Care Concern	Pupils in class Sticks	Tr's Resource
	4	1			Lit. I	The name of our division. Important people in our division Important places in our division	Naming our division Naming important people in our division Naming important places in our division.	Discussion Observation Guided discovery	Naming our division Naming important people Naming important places.	Critical thinking Cooperation Appreciation	A chart showing central division	MK Pri. S.S.T Bk 3 Pg

		2	3.1.1 Our environment	AIR	Lit. II	Changes in the environment. Natural changes. • Definition. --Examples.	Identifying natural changes in the environment	Discussion Demonstration Observation	Identifying natural changes in the environment	Effective communication Problem solving Critical thinking	Environment	Fountain Scie Bk 3 Pg 26
		3	1:1.2 Our Division	Physical features of our sub-county/division	Math.	Solving problems using Venn-diagrams. Example:  Set A = {a,e,i,o,u} Set B = {a,b,c,d} Set A ∩ B = {a} Set A ∪ B = {a, e, i, o, b, c, d}	-Identifying the elements in each region. -Draw Venn-diagrams correctly. -Solving other related problems using the Venn diagram.	Demonstration Discussion Group work	Identifying the elements in each region. Drawing Venn-diagrams -Solving other related problems.	Appreciation Cooperation Critical thinking	A chart showing a Venn diagram.	Under. Pri. Mtc Bk 3 Tr's own collection.
		4			Oral Lit.	Rhymes (About physical features) My country	-Reciting rhymes. -Reading the words in the rhyme correctly.	Rote	Reading words in the rhyme. Reciting the rhyme.	Effective communication Endurance Coping with emotions.	Hand outs	Tr's own collection
		5			Music	Play song	-singing the play song. -dance according to the rhythm of the song.	Rote	Singing songs Dancing according to the rhythm.	Cooperation Confidence Endurance Socialization	Rattles Shakers Drums	Tr's own collection
5	1		Changes in the environment		Lit. II	Artificial changes. • Definition. • Examples.	-Identifying artificial changes in the	Experimentation.	Identifying artificial changes in	Critical thinking Social	Environment	

				nt		Effects of the changes.	environment. -Stating the effects of changes in the env,t.		the env,t. -Stating the effects of changes in the env,t.	awareness		
		2			Math.	Filling in Venn diagrams. E.g Set A = {c,o,m,e} Set B = {f,r,o,m}. AnB = {.....} A U B = {.....} Fill in the Venn diagram below using the above information. A B 	-Filling in the Venn diagram correctly using given information. -Drawing Venn diagrams.	Demonstration Guided discussion	Filling in the Venn diagram. Drawing Venn diagrams.	Appreciation Critical thinking Creative thinking	A chart showing a Venn diagram	Tr's own collection
4	1	1	1:1.2 Our Division	1:2 Physical features of our sub-county / division	Math.	Place values. Ones, tens, hundreds, thousands.	-Identify the place values of the digits. -Write numbers in their right place values.	Demonstration Discussion Group work	Identifying place values. Writing numbers in their place values.	Appreciation Critical thinking Cooperation Sharing	Place values Charts Abacus	New MK Pri. Sch. Mtc Bk3 Pg 21-23
		2			Lit. I	Physical features in our division. E.g hills, valleys	-Defining physical features Giving examples of physical features.	Discussion Observation Look & say	Defining physical features Giving examples of physical features.	Effective communication Social awareness	A chart showing physical features.	Mk S.S.T Bk 3 Pg 12 Monitor Bk 3 Pg 22.
		3			English	Vocabulary: Lakes, valleys, beautiful ship, hill, steep, slopes, <u>Structures</u> Our is near/on .. Where is?	-Pronouncing the words correctly. -Spell the words. -Construct sentences using the words. -Use the given structures to	Phonic Look & say Demonstration Eclectic	Pronouncing the words. -Spell the words. -Construct sentences.	Effective communication Social awareness Sharing Mobility	Flash cards Pupils	Tr's own resource

							construct sentences.					
		4		SOIL	LIT II	Soil erosion --defination -agents -ways of controlling it.	Identifying the agents and ways of controlling soil erosion .	Experimentation	Identifying the agents and ways of controlling soil erosion	Appreciation Critical thinking Creative thinking	Enviornment	
		5	1:1 Our Division	1.2 People in our sub-county/division	Oral Literature	Story telling (the 3 sons of Kintu)	-Telling why Kintu named his sons. -Mentioning the names of his sons. -Giving meanings of the names.	Story telling Discussion	Telling stories Mentioning names Giving meanings of the names.	Appreciation Self awareness Effective communication Critical thinking		Pri. Hist. for Uganda Bk 1 Pg 10-12
	2	1	1.1 Our Division	1.3 People in our division	English	POEM: "My Beautiful City"	-Reciting the poem -Answering oral and written questions.	Phonic Rote method Discussion recitation	-Reciting the poem. -Answering oral and written questions.	Appreciation Caring Respect Identify	Samples Poem on a chart Flash cards	Tr's own resource
		2		AIR	LIT II	Definition of air. Components of air Uses of each component of air.	-.Describing air. -Stating the components and uses of each component of air.	Experimentation Demonstration.	-Describing air. -Stating the components and uses of each component of air.	Appreciation Self awareness Cooperation Critical thinking	Environment	
		3			Math.	Writing numbers shown on the abacus. Representing numbers on the abacus. E.g 4 2 0 1	-Identifying place values of numbers. -Writing number shown on the abacus. -Representing numbers on the abacus.	Demonstration Discussion Group wk	Identifying place values of numbers. Representing numbers on the abacus. -Writing number shown on the abacus.	Appreciation Self awareness Cooperation Critical thinking	Abacus	New MK Pri. Mtc Bk 3 Pg 21

		4			Lit. I	Hills in our division. E.g Kololo, Kitante, etc	-mentioning hills in our division. -Mentioning important features on each hill.	Discussion Observation	Mentioning hills in our division. Mentioning important features on each hill.	Appreciation Effective communication Identify Awareness	Macmillan S.S.T Atlas Pg 4	Macmillan S.S.T Atlas Pg 4
		5			Music	Religious song	-Singing the song. -Dancing according to the rhythm of the song.	Rote	Singing Dancing Clapping	Appreciation Self awareness Creative thinking	Clappers Shakers Drum	Tr's own collection
	3	1	1. Our Division	1.3 People in our division	Math.	Total values Finding total values of numbers. H T O E.g 1 4 0 4x10 = 40 The value of 4 is 40.	-Identifying the place values of digits. -Work out the value using the place values by multiplication.	Demonstration Discussion Group Wk	Identifying place values Multiplying digits with their place values. Writing values of digits.	Appreciation Critical thinking Problem solving	Abacus Place values	MK Bk 3 Pgs 25-30
		2			English	Composition: Graph showing physical features in Kampala. -hills 12 -lakes 2 -rivers 9 -valleys 4	-Identifying the physical features in Kampala. -Drawing a graph showing the physical features. -Sharing the graphs.	Discussion Story telling	Identifying physical features. -Drawing graphs. -Sharing graphs.	Appreciation Self awareness Creative thinking.	A chart showing a graph.	Tr's own collection
	4	1			Literacy I	Importance of physical features. -lakes provide us water and fish. -Effects of physical features. Transport is difficult in swampy and hilly	-Stating the importance of physical features. -Mentioning the effects of physical features.	Discussion Observation Look & say	Stating the importance . Mentioning the effects.	Effective communication Confidence Social awareness.	Water	MK Pri. SST Bk 3 Pg 14-15

					areas.											
		2	1.1 Our environment	AIR	Lit. II	Expt to show that oxygen supports burning.	Demonstrating that oxygen supports burning.	Discussion Observation Inquiry	Demonstrating that oxygen supports burning.	Decision making Problem solving Inter-personal relationship Patience Tolerance	A glass cup. A candle. A matchbox	Fountain Pri. Sci. Bk 3 Pg 43. Oxf. Pri. Sci. Bk 3 Pg 47				
		3			Math.	Writing numbers in words. E.g 4 2 3 <table border="1" style="display: inline-table; vertical-align: middle;"> <tr> <td>H</td> <td>Units</td> </tr> <tr> <td>4</td> <td>23</td> </tr> </table> 423 = Four hundred twenty three	H	Units	4	23	-Identifying place values of digits. -Writing numbers in words.	Demonstration Discussion Group Wk	Identifying place values. Writing numbers in words.	Appreciation Self esteem Critical thinking	Abacus Place value charts.	MK Bk 3 Pg 23-24
H	Units															
4	23															
		4			Oral Literature	Fables (stories with animal characters)	-Interpreting the story. Retell the story Dramatize the story	Story telling Demonstration Dramatization	Retelling the story Dramatizing	Appreciation Self esteem Cooperation	Environment	Tr's own collection				
		5			Music	Creative dance	-Imitating the tr's movements. -dancing according to the rhythm	Rote	Dancing according to the rhythm.	Appreciation Confidence Cooperation	Radio Clappers	Tr's own collection				
	5	1	1.1 Our division	People in our division	Math.	Writing in figures. E.g Three thousand fourteen Three thousand=3000 Fourteen = $\begin{array}{r} \underline{14} \\ 3014 \end{array}$	-Writing word in figures. -Arranging figures in their place values. -Adding the figures to get a general answer.	Demonstration Discussion Group WK	-Writing word in figures. -Arranging figures in their place values. -Adding the figures to get a general answer.	Critical thinking Appreciation Decision making	Place values Charts	A New MK Bk 3 Pg 24.				

		2			English	<u>Vocabulary</u> mechanic, baker, policeman, carpenter, tailor, barber, lawyer, draper, fisherman <u>Structures</u> Where does ... work? Who does	-Pronouncing words correctly. -Spelling the word correctly. -Constructing sentences using the words. -Using the given structures correctly.	Phonic Look & say Demonstr ation Role play	Pronouncin g words Spelling words Constructi ng sentences.	Cooperation Self esteem Effective communica tion	Flash cards Saw needle hammer	MK Pri. English Bk 3 Pg 86- 89
		3	3:1.2 Our Environ ment	AIR	Lit. II	Properties of air. Experiment to show a).air exerts pressure.	Demonstrating that air exerts pressure	Discussion Observati on Inquiry	Demonstra ting that air exerts pressure.	Creative thinking Decision making Respect	Glass cup Cardboard paper	Fountain Pri. Sci. Bk 3 Pg 39-42.
		4			Oral Literature	Proverbs and riddles	-Saying the proverbs. -Identifying the proverbs and their meaning. -Asking and answering questions about the proverbs.	Discussion Phonic Rote	Saying the proverbs Identifying the proverbs.	Self esteem Coping with stress Appreciation Critical thinking Tr's own collection	Flash cards	Tr's own collection
5	1	1			English	Passage: Asiimwe oils his hair.	-Reading the passage correctly. -Discuss questions about the passage -Answer oral and written questions about the passage.	Discussion Eclectic Phonic Story telling	-Reading the passage -Discussing questions about the passage. -Answering questions	Confidence Appreciation Creative thinking Effective communicatio n ton	Shaver Apron	MK Pri. Eng. Bk 3 Pg 91
		2	3:1.2 Our Environ ment	AIR	Lit. II	Expt to show that air occupies space	Demonstrating that air occupies space.	Demonstr ation Discussion Experime ntation	Demonstra ting that air occupies space.	Critical thinking Decision making Problem solving		

		3	2. Livelihood in our sub-county/division	1.1 Activities carried out.	Math.	EXPANDING NUMBERS. Eg. Expand 312.	-Identifying the given numbers -Arrange the numbers according to the place values.	Demonstration Discussion Group WK	Identifying numbers Arranging number Adding numbers	Critical thinking Problem solving Coping with stress Concern	C/b illustration	MK Bk 3 Pg 32	
		4		1.3 People in our sub-county Division	Lit. I	Ethnic / tribal groups. E.g Bantu, Nilotics	-Defining the terms ethnic, tribe and language. Naming tribal groups.	Discussion Look & say	-Defining the terms ethnic, tribe and language. Naming tribal groups.	Cooperation Self awareness Appreciation	A chart showing tribal groups.	Comp. SST Bk 3 Pg 28	
		5			Music	Work song	-Singing the song -Dancing according to the rhythm -Dramatizing the song.	Rote Discussion	Singing the song Dancing according to the rhythm.	Self esteem Cooperation Coping with stress Concern Hard working	Shakers Clappers	Tr's own collection	
	2	1			English	Guided composition "A bad day for Omoddi"	-Reading the guided composition -Writing the guided composition	Story telling Discussion	Reading the composition Writing the composition	Coping with stress Endurance Problem solving Cooperation	Flash cards	MK Pri. Eng. Bk 3 Pg 92.	
		2			Lit. I	Tribes and languages. Baganda – Luganda Basoga - Luganda	-Naming the tribes in each tribal group. Mentioning the language of each tribe. Identifying the biggest and the smallest tribal group.	Discussion Demonstration Observation Look & say	Naming tribes Mentioning the languages Identifying biggest tribes.	Cooperation Self awareness Appreciation			3

		4		1.1 Activities carried out.	Math.	Finding expanded numbers. Example What number has been expanded to give: 500 + 20 + 3 500 20 + 3 <hr/> 523	-Identifying the given numbers in expanded form. -Arrange the numbers according to the place values. Add to get the expanded number.	Demonstration Discussion Group WK	Identifying numbers Arranging number Adding numbers	Critical thinking Problem solving Coping with stress Concern	C/b illustration	MK Bk 3 Pg 32
		5			Oral Literature	Story: "The first Bagishu".	-Telling where the first Bagishu came from. -Naming the descendants of Mundu & Sera	Story telling Discussion	Re-telling stories Discussing the descendants of Mundu & Sera.	Appreciation Self awareness Effective communication	C/b illustration	History for UG BK 1 Pg 6-9
		6			Music	A Round	-Singing the song in rounds. -Performing simple movements according to the rhythm of the song.	Rote Story telling	Singing the song. Performing simple movement	Creative thinking Self esteem Cooperation	Shakers Clappers	Tr's own collection
	5	1	4. Our environment and weather.	AIR	Lit. II	Expt to show that air can be compressed.	Demonstrating that air can be compressed	Experimentation Observation Discussion	Demonstrating that air can be compressed	Critical thinking Problem solving Decision making Appreciation	A bicycle tube.	Learning Sci. Standard 3 Pgs 50-53
		2	2. Livelihood in our division	1.1 Activities carried out.	Math.	Writing Hindu Arabic to Roman numerals (from 1-50) E.g 1 - I	-Identifying the given Hindu Arabic numerals. -Writing Hindu	Demonstration Discussion Group WK	Identifying the Hindu Arabic numerals. Writing	Appreciation Problem solving Critical thinking	C/b illustration	Tr's own collection

						2 - II 3 - III 4 IV 5 V	Arabic to Roman numerals. -Solving problems involving real life situation.		Hindu Arabic to Roman numerals.			
6	1	1		Math.	<u>Operations on numbers.</u> -Addition a). Without Carrying. E.g $\begin{array}{r} 28 \\ +21 \\ \hline 49 \end{array}$ Word problem.	-Arranging numbers according to their place values. -Adding numbers without carrying correctly.	Demonstration Discussion Group WK	Arranging numbers according to their place values. Adding numbers.	Critical thinking Problem solving Self esteem	C/b illustration	MK MTC Bk 3 Pg 40.	
		2			Literacy I	<u>Culture</u> Definition Aspects of culture Importance of culture.	-Defining culture -Outlining aspects of culture -Suggesting the importance of culture.	Discussion Look & say	-Defining culture -Outlining aspects of culture - Suggesting the importance of culture.	Interpersonal relationships Self awareness Respect Appreciation	C/b illustration	Mon. Pri. SST Bk 3 Pg 23
		3		Our environment and weather	English	<u>Vocabulary</u> brightly, clouds, blowing, rainbow, colours, sunny, rainy, windy, umbrella, sweater, thunderstorms, harvest, hailstorms <u>Structures:</u> It is Because It is where	-Pronounce the words correctly. -Spell the words correctly. -Use the words to construct sentences of their own.	Phonic Look & say Demonstration Role play	Pronounce words correctly Spelling words correctly Constructing sentences using the new vocabulary	Effective communication Problem solving Identify Endurance Care	Flash cards Pictures and photographs showing different types of weather. Environment Real objects E.g umbrella	Mon. Eng. Course Bk 2 Pg 9 MK Pri. Eng. Bk 3 Pg 7.
		4			Literacy II	General uses of air.	Identifying the uses of air.	Demonstration Experiment Discussion	Identifying the uses of air.	Appreciation Concern Sharing Problem solving	Environment	Supp. Bk 3 Pg 53
		5			Oral Literature	A poem about our environment "Our Environment"	-Reading words in the poem. -Reciting the poem Acting the	Appreciation Effective communication	A sample poem	Tr's Res.		

						poem.	Self esteem Endurance					
	2	1	4. Our environment and weather.	AIR	Literacy II	Definition of wind Uses of wind Dangers of wind.	Describing wind. Identifying the uses and dangers of wind.	Demonstration Discussion Experimentation	Describing wind. Identifying the uses and dangers of wind.	Self esteem Problem solving Critical thinking Concern.	Environment	
	2	2			English	Dialogue "Why wear a sweater"	-Reading the words in the dialogue. -Dramatizing the dialogue. -Answering oral and written comprehensive questions.	Dramatization Phonics eclectic	Reading words in the dialogue Acting the dialogue.	Effective communication Appreciation care	Puppets Flash cards	MK Pri. Eng. Pg 8.
		3			Math.	Addition with carrying or Regrouping E.g $\begin{array}{r} 56 \\ + 17 \\ \hline 73 \\ 6 \\ + 1 \\ 7 \end{array}$ Word problems	-Identifying the process values of numbers. -Adding the numbers -Carrying and regrouping in the next place values. -Applying adding of numbers in real life situations.	Demonstration Discussion Group WK	Identifying place values -Carrying and regrouping digits. Reading words.	Critical thinking Self reliance Self esteem	C/b illustration	MK Ntc Bk 3 Pg 42,44,45.
		4			Literacy I	Economic activities (fishing) -Uses of fish -Where fish is got from -Ways of preserving fish -Tools used to catch fish.	-Identifying uses of fish. -Mentioning where fish is got. -Discussing ways of preserving fish. -Mentioning tools used to catch fish.	Discussion Look & say	Identifying uses of fish Mentioning where fish is got from Mentioning tools.	Creative thinking Critical thinking Self reliance Coping up with stress	A chart showing fishing tools	MK SST Bk 3 Pg 49
		5			Music	Traditional dance	-Imitating the Tr's movements.	Rote method Demonstration	Imitating the Tr's movement	Effective communication	Drums Shakers	Tr's collection

							-Dance according to the rhythm of the song.	ation	s Dancing according to the rhythm of the song.	Appreciation Cooperation Self esteem		
		6	4. Our environment and weather.	SUN	Literacy II	Uses of the sun Dangers of the sun.	.Identifying the uses and dangers of wind.	Discussion Guided discovery	.Identifyin g the uses and dangers of wind.	Critical thinking Appreciation	.Environmen t	
	3	1	Livelihood in our sub-county/ division	Activities carried out in our sub-county or division and their importance.	Math.	Addition of 3 and 4 digit numbers involving carrying. Example 1413 + 257 1 4 1 3 + 2 5 7 1 6 7 0 Ans	-Writing numbers or arranging the numbers according to the place values. -Carrying out addition correctly. -Grouping and regrouping where necessary.	Demonstration Discussion Group WK Story telling	Arranging numbers Adding digits correctly Grouping and regrouping numbers.	Critical thinking Self esteem Self reliance Sharing Cooperation	C/b illustration	MK Bk 3 Pg 45-47
		2			English	<u>Composition</u> -Drawing a calendar for the month of __ 2009. -Months of the year 2009.	-Identifying the months of the year. -Spell the names of the months in the calendar. -Drawing a calendar for the month of March 2009.	Discussion Inquiry Eclectic	Identifying months of the year. Spelling names of themonth Drawing a calendar for the month of March 2009.	Self awareness Identify Responsibility Appreciation	Calendar for 2009. Hand outs of the calendar.	MK Pri. Eng. Bk 3 Pg 32. Mon. Pri. Eng. Course Pg 21-22.
	4	1			Literacy I	Economic activities (hunting) -Why people hunt -Tools used when hunting.	-Defining hunting -Giving reasons why people hunt -Give examples	Discussion Look & say	Defining hunting Giving reasons for hunting Mentioning	Self reliance Interdependence Respect Sharing Effective	A chart showing hunting tools.	MK Pri. SST Bk 3 Pg 50.

							of the tools used.		examples of tools.	communication		
		2	Our environment and weather		Math.	<u>Subtraction</u> a). Subtraction without borrowing E.g 34 – 22 $\begin{array}{r} 34 \\ - 22 \\ \hline 12 \end{array}$ b). Word problems	-Identifying the place values. -Arranging numbers according to the place values. - Subtracting numbers correctly. -Appling the knowledge in real life situations.	Demonstration Group Wk Discussion	Identifying place values Arranging numbers according to their place values Subtract numbers correctly Apply the knowledge Real life situations.	Critical thinking Self esteem Cooperation Appreciation Problem solving	C/b illustration Counters or sticks	New MK Pri. Mtc Bk 3 Pg 48 – 49.
		3			Oral Lit.	<u>Rhyme</u> A rhyme about water.	-Reading the words in the rhyme. -Reciting the rhyme in the correct intonation. -Rhythm and beat -Dramatizing he rhyme.	Recitation Dramatization Phonic	Reading rhymes Reciting the rhyme Dramatising the rhyme.	Effective communication Self awareness Responsibility	A chart showing a rhyme about water.	Tr's Resource
		4			Music	<u>Song</u> (Original composition)	-Imitating the Tr's singing -Singing the song with correct diction	Rote method	Imitating the Tr's singing -Singing the song with correct diction.	Effective communication Self esteem Appreciation Coping with stress	Drums Shakers Flutes	Tr's collection
		5	Environment	Changes in environment	Lit 2	Definition of light. Sources of light. <u>-Natural sources and its examples.</u>	-Identifying light. -Stating the sources of light.	Discussion Guided discovery	- Identifying light. -Stating the sources of light	Effective communication Self awareness Responsibility	Environment	
5	1				Math.	<u>Subtraction</u> a). Subtracting	-Arranging number	Demonstration	-Arranging numbers	Critical thinking	C/b illustration	New MK Pri. Mtc

						with borrowing. E.g 91 – 53 9 1 - 6 3 3 8 Ans.	according to place values. -Rearranging number and subtracting correctly. -Borrow and regrouping numbers.	Discussion Group Wk Story telling	vertically. - Regrouping and borrowing.	Self esteem Cooperation	Counters	Bk 3 Pg 51-54.
7	1	1			Math.	<u>Multiplication</u> -Multiplying two digit numbers by one digit numbers. E.g 14 x 2 = 1 4 x 2 2 8 Ans. WORD PROBLEMS. E.g One man has two eyes, how many eyes do ten men have? 1 man = 2 eyes 10 men = 10 x 2 = 20 eyes.	-Arranging numbers according to place values vertically. -Multiply numbers without or with regrouping correctly. -Reading and interpreting the statements. -Arranging the work properly. -Multiplying correctly	Demonstration Discussion	Arranging numbers according to place values. Multiply numbers without or with regrouping	Critical thinking Problem solving Appreciation	C/b illustration Counters	MK Pri. Mtc Bk 3 Pg 55-56
		2	2. Livelihood in our division	1.1 Activities carried out in our division.	Literacy I	Economic activities (pottery) -List things made out of clay. -Draw things out of clay	-Defining pottery. -Listening things made out of clay. -Drawing things made out of clay.	Demonstration Discussion Story telling	Defining pottery Listing things made Drawing things made.	Appreciation Respect Self reliance Problem solving Creative thinking	A chart showing clay products.	MK SST Bk 3 Pg 49
		3		Weather	English	<u>Vocabulary</u> lightening, interesting, heavy, amount, season, strike, wearing, rain gauge, storm, ordinary, between <u>Structures:</u> At what time is / does? What time is It is	-Read and pronounce the words correctly. -Construct sentences using the words. -Using the given structures correctly.	Phonic Look & say Demonstration Role play	Pronounce words Spelling words Constructing sentences.	Effective communication Effective communication Self esteem	Flash cards Pictures Clocks Sharing Types of weather	Mon. Eng. Course Bk 2 Pg 9 MK Pri. Eng. Bk 3 Pg 7.

		4	Livelihood in our sub-county or division	Activities carried out in our sub-county or division	Oral Literature	<u>Riddles</u> Riddles connected to farming.	-Composing riddles about activities in our community. -Interpreting the riddles.	Story telling Discussion Group Wk	Composing riddles Interpreting riddles	Social awareness Creativity Critical thinking Cooperation Sharing	Real life Experience and situations.	Tr's collection
		5			Lit2	Artificial source of light and its examples	Identifying artificial sources of light	Discussion Guided discovery	Identifying artificial sources of light	Appreciation Respect Problem solving Creative thinking		
	2	1			English	<u>Poem</u> Time and calendar	-Reading the words in the poem. -Reciting the poem correctly. -Dramatizing the poem -Answering oral and written questions	Recitation Phonic Discussion Dramatization	Reading the words in the poem Reciting the poem Dramatizing the poem	Self awareness Responsibility Effective communication	Calendar Clock	MK Pri. Eng. Bk 3 Pg 32.
		2	Environment	Shadows	Lit2	Shadows; -Definition -How shadows are formed -Parts of a shadow.	Identifying a shadow. Stating how shadows are formed. Naming parts of a shadow.	Discussion Guided discovery	Identifying a shadow. Stating how shadows are formed. Naming parts of a shadow.	Self awareness Responsibility Effective communication	Sun light	
		3			Math.	Multiplication of three by one digits. a). Without regrouping E.g $\begin{array}{r} 243 \\ \times 2 \\ \hline 486 \end{array}$ Word problems	-Carrying out multiplying correctly involving 3 digits. -Solve problems involving real life situations.	Demonstration Discussion Group Wk	Multiplying 3 digits Reading word problems.	Problem solving Critical thinking	C/b illustration	MK Pri. MTC Bk 3 Pg 70
			Livelihood in our division	1.1 Activities carried out.	Literacy I	Economic activities (weaving)	-Defining weaving. -Mentioning things made. -Mentioning	Discussion Look & say	-Defining weaving. Mentioning things made.	Creative thinking Cooperation Responsibility	A chart showing things made.	MK SST Bk 3 Pg 3

							local materials used.		Listing materials used.			
		4	Livelihood in our sub county / division.	Activities carried out in our sub-county / division	Lit. I	Economic activities (carpenter) -Definition of carpentry -Naming items made out of wood. -Stating tools made by carpentry.	-Defining carpentry -Listing items made out of wood. -Stating tools used by carpenter.	Discussion Observation Look & say	-Defining carpentry -Naming items made out of wood. -Stating tools used by carpenter	Appreciation Creativity Self reliance Problem solving	A chart showing tools used by a carpenter.	MK SST Bk 3 Pg 53
		5			Music	Drama (A simple play about economic activity).	Act a simple play.	Demonstration Role play	Children will be acting a play on economic activity.	Responsibility Cooperation Sharing Confidence	Hammer Baskets Pots Clay	Tr's own collection
	3	1			Math.	Multiplying three digit by one digit number with regrouping. E.g $\begin{array}{r} 354 \\ \times 2 \\ \hline 708 \\ 6 \\ + 17 \\ \hline \end{array}$ Word problems	-Arranging numbers correctly. -Multiplying digits correctly. -Grouping and regrouping where necessary. Solve real life situations involving multiplication with three digits.	Discussion Demonstration Group WK	Arranging numbers Multiplying digits	Appreciation Cooperation Sharing Critical thinking		
		2		Basic needs	English	-Composition -Poem about time and calendar -Children writing a poem about time and daily activity.	-Writing a poem of two stanzas about time and calendar. -Reciting about the poem.	Recitation Phonic Discussion Eclectic Dramatization	Writing the poem Reciting the poem	Cooperation Creative thinking Effective communication Responsibility	Calendar	Mk Pri. Eng. Pg 32
	4	1			Lit. I	Needs of people in our division / sub county. Basic needs of man.	-Defining basic needs. -Giving examples of basic needs.	Discussion Observation Look & say	Defining basic needs and other needs.	Creative thinking Effective communication	Water Food E.g bananas, cassava, rice, etc.	Mon. SST Bk 3 Pg Fountain SST Bk 3

						Other needs of man.	-Mentioning other needs of man. -Stating why we need food. -Mentioning the sources of food.		Giving examples of basic needs Mentioning sources of food Stating why we need food.	Self reliance Social awareness		Pg 28, 36, 37.
		2	Our environment & weather	Weather	Math.	Multiplication through factor 10 $20 \times 10 = \overset{\curvearrowright}{= 10 \times 20}$ $= 200 \times 1$ $= 200$ Word problems	-Multiplying digits through factor 10. -Solving problems involving real life situations.	Demonstration Discussion	Multiplying through factor 10. Solving real life situation.	Creative thinking Problem solving Effective communication	C/b illustration	Tr's own collection Mk MTC Bk 3 Pg 69
		3			Oral Literature	Story telling: Story of the spear and bead.	-Re-telling a story -Answering oral questions on the re-told story. -Giving the reasons why the two leaders separated.	Story telling Discussion Rote method Question and answers	A story Answering oral questions	Effective communication Self and social awareness	Flash cards	History of Uganda Bk 1
		4			Music	Miming	Able to mime a recorded piece of music.	Rote method.	Miming a recorded piece of music.	Cooperation Sharing Responsibility Appreciation	Radio TV set	Tr's own collection
		5			Lit 2	Appearance of shadows at different times of the day; -morning -noon -evening	Describing the appearance of shadows at different times of the day.	Discussion Guided discovery	Describing the appearance of shadows at different times of the day.	Effective communication Self and social awareness		
	5	1	Our environment & weather	Weather	Math.	<u>Division</u> Simple division without remainders. E.g $2 \div 2 = 1$ Table 2 $0 \times 1 = 0$	-Carrying out simple division without remainders by the help of tables. -Use division to	Demonstration Discussion Group WK	Carrying out simple division without remainders Solving word	Appreciation Endurance Coping with stress Problem solving	C/b illustration Multiplication tables.	A New MK Pri. Mtc Bk 3 Pg 72.

						$1 \times 2 = 2$ $2 \times 2 = 4$	solve word problems involving real life situations.		problems.			
8	1	1	Livelihood in our division.	Basic needs.	Math.	Using long division to solve simple division problems. E.g $8 \div 4 =$ $\begin{array}{r} \\ 4 \overline{) 8} \\ \underline{2 \times 4 = 8} \\ 0 \end{array}$ <u>Table</u> $0 \times 4 = 0$ $1 \times 4 = 4$ $2 \times 4 = 8$	-Arrange numbers according to their place values. -Divide using long division correctly. - Writing the answer in their correct place values.	Demonstration Group WK	-Arrange numbers according to their place values. -Divide using long division correctly. - Writing the answer in their correct place values.	Critical thinking Problem solving	Counters Table Books Slates	MKPri. MTC Bk 3 Pg 72
		2			Lit. I	Needs of people in our division / sub county. Basic needs of man. Other needs of man.	-Defining basic needs. -Giving examples of basic needs. -Mentioning other needs of man. -Stating why we need food. -Mentioning the sources of food.	Discussion Observation Look & say	Defining basic needs and other needs. Giving examples of basic needs Mentioning sources of food Stating why we need food.	Creative thinking Effective communication Self reliance Social awareness	Water Food E.g bananas, cassava, rice, etc.	Mon. SST Bk 3 Pg Fountain SST Bk 3 Pg 28, 36, 37.
		3			English	Vocabulary: borrow, lend, request, refuse, patient, etc <u>Structures:</u> a). Mary ...please? b). Canplease?	-Pronouncing the words correctly -Spelling the words -Constructing sentences using the given vocabulary -Practicing the structures.	Phonic Discussion story Dramatization	Pronouncing the words correctly -Spelling the words Constructing sentences using the given vocabulary -Practicing the	Effective communication Appreciation Responsibility Interpersonal relationship	Pens Books Rulers	MK Pri. Eng Bk 3 Pg 1-5 Mon. Eng. Course Bk 3 Pg 1-5

		4			Oral Literature	Poem about weather	-reading words in the poem -Reciting poem with correct intonation and stress.	Rote method	-reading words in the poem -Reciting poem with correct intonation and stress.	Effective communication Appreciation Creative thinking Self esteem	Hand outs	Tr's collection
		5	Environment	Objects	LIT 2	OBJECTS -opaque -transparent -translucent	Describing ; Opaque, transparent and translucent objects	Discussion Inquiry	Describing Opaque, transparent and translucent objects	Self awareness. Appreciation	Wood Papers Transparent plastic rulers	
2	1				English	Story (passage) "The new class teachers"	-Reading the passage correctly. -Answering both oral and written comprehensive questions.	Dramatization Story telling Discussion Phonic	Reading the passage correctly. Answering both oral and written questions	Respect Effective communication Responsibility Love Sharing	Flash cards Clock Pens Books Chalk	Mon. Eng. Course Bk 3 Pg 4.
		2			Math.	Simple division with remainders (Table 2) E.g $3 \div 2 = 1r1$	-Dividing numbers correctly Writing answers in the correct place values.	Demonstration Discussion Group Wk	Diving numbers Writing answers in the correct place values.	Critical thinking Cooperation Problem solving	C/b illustration	A new Mk Pr i. Mtc 2000 Bk 3 Pg 73.
		3	Livelihood in our sub-county or division	Needs of man.	Lit. I	<u>Slums</u> a). Definition of slums. b). Examples of slums. c). Difficulties faced by people in slums.	-Define a slum -Give examples of slums. -Mention difficulties faced by people in slums.	Discussion Observation	-Defining a slum -Stating examples of slums. -Mentioning difficulties faced by people in slums.	Effective communication Creative thinking Appreciation Respect		Mon. S.S.T Bk 3 Pg 33-34
		4			Music	Religious songs	-Pronounce the words in the song properly.	Rote method Demonstr	Singing the song Clapping	Cooperation Appreciation Responsibility	Drums Shakers	Tr's collection

							-Sing the song correctly.	ation	hands according to the rhythm of the song.			
		5	Environment	Rain	LIT 2	WATER CYCLE -definition -diagram	Identifying the stages in water cycle	Discussion Inquiry	Identifying the stages in water cycle	Appreciation Effective communication.	A chart showing water cycle	
	3	1			Math.	Using long division to solve simple problems with remainders. E.g $7 \div 2 = 3 \text{ r } 1$ $\begin{array}{r} 2 \overline{)7} \\ 3 \times 2 = 6 \\ \underline{1} \end{array}$ Table 2 $0 \times 2 = 0$ $1 \times 2 = 2$ $2 \times 2 = 4$ $3 \times 2 = 6$ $4 \times 2 = 8$ $7 \div 2 = 3 \text{ r } 1$	-Solve simple problems with remainder using long division. -Write the answer correctly.	Demonstration Guided discussion	Solving simple problems with remainder using long division.	Critical thinking Appreciation Problem solving	Counters Slates C/b illustration	MK MTC Bk 3 Pg 73.
8		2			English	Composition Picture interpretation	-Studying the pictures -Interpreting the pictures. -Writing sentences about each picture. -Dramatizing what is happening in the picture.	Dramatization Eclectic Phonic	-Studying the pictures Interpreting the pictures. -Writing sentences about each picture. Dramatizing what is happening in the picture.	Respect Effective communication Cooperation Sharing Critical thinking	Bags Pens Books Cups	Mon. Eng. Course Bk 3 Pg 1-3. MK Pri. Eng. Bk 3 Pg 1-2
	4	1			Math.	Word problems involving simple division with remainders using long division. E.g Share 23 oranges between 2 children.	-Read and interpret the word problems. -Solve the word problems using long division.	Demonstration Discussion	-Reading and interpreting the word problem. -Solving word problems.	Critical thinking Appreciation Problem solving	Counters Slates Bottle tops	MK MTC Bk 3 Pg 73.
		2			Oral Literature	Riddles	-Compose riddles Interpret the given riddles.	Guided discovery Explanation	Composing riddles Interpreting the given	Problem solving Critical thinking	Flash cards	Tr's collection

		3			Music	Folk dance	-Imitating the movement of the teacher. -Dance according to the rhythm.	Rote method	Imitating movement of the teacher. Dancing according to the rhythm.	riddles. Appreciation	Appreciation Cooperation Effective communication	Drums Shakers	Tr's own collection
		4		Basic needs	Literacy I	<u>Shelter</u> -How we get shelter -Types of houses -Materials used to build different types of houses. -Examples of each type of house.	-Stating how we get shelter. -Mentioning the types of houses. -Mentioning the materials used for building. -Giving examples of each type of house.	Discussion Observation Look & say	-Stating how we get shelter. Mentioning the types of houses. Mentioning the materials used for building. -Giving examples of each type of house.	Appreciation Social awareness Critical thinking	Bricks Sand Cement Poles Iron sheets	Fountain Bk 3 Pg 28. Mon. SST Bk Pg 33-34	
		5	Environment	Water cycle	LIT 2	WATER CYCLE -Explanation of the process of water cycle.	.Describing the process of water cycle.	Discussion Inquiry	Describing the process of water cycle	Critical thinking Problem solving	A chart showing water cycle		
	5	1	Livelihood in our division	Social services and their importance.	Math.	Using long division to solve complex problems. E.g. $15 \div 3 = 05$ $\begin{array}{r} 3 \overline{)15} \\ 0 \times 3 = 0 \\ \underline{15} \\ 00 \end{array}$ $15 \div 3 = 5$	Solve complex problems using long division. Write the answers correctly.	Demonstration Discussion	Solving complex problems using long division.	Critical thinking Problem solving	Counters Slates Bottle tops	MK MTC Bk 3 Pg 74.	
9	1	1			Math.	More complex problems. E.g $\begin{array}{r} 054 \\ 2 \overline{)108} \end{array}$	-Keeping place values while dividing. -Using tables correctly.	Demonstration	Keeping place values Using tables	Critical thinking Problem solving	Counters Bottle tops C/b illustration	MK MTC Bk 3 Pg 74-75.	

						$\begin{array}{r} 0 \times 2 = 0 \\ \underline{\quad} \\ 10 \\ 5 \times 2 = 10 \\ \underline{\quad} \\ 008 \\ 4 \times 2 = \quad 8 \\ \underline{\quad} \\ 0 \end{array}$			correctly			
		2			Lit. I	<p>Medical care People who provide medical care. Where we get medical care. Treatment given to people. Why we need medical care.</p>	<p>-Naming people who provide medical care. -Identify where we get medical care. -Stating the kinds of treatment given to people. -Giving reasons why we need medical care.</p>	Discussion Observation Look & say	<p>-Naming people who provide medical care. -Identify where we get medical care. -Stating the kinds of treatment given to people. -Giving reasons why we need medical care.</p>	Appreciation Responsibility Self awareness	Tables Syringes Needle Syrups	
		3	Livelihood in our division	Basic needs	English	<p>Vocabulary excuse, thank you, spare, cupboard, porridge, hungry, etc Structure: -forming sentences from the table. -May/can some? --May/can a.....?</p>	<p>-Pronounce the words correctly. -Spell the words correctly. -Construct sentences correctly using the given words. -Use the structure in sentences.</p>	Phonic Discussion Dramatizing	<p>Pronounce the words correctly. -Spell the words correctly. -Construct sentences correctly using the given words. -Use the structure in sentences.</p>	Effective communication Respect Decision making Sharing	Flash cards A table drawn of request and refusal.	MK Eng. Bk 3 Pg 3.
		4			LIT 2	<p>WATER CYCLE; An experiment to demonstrate the process of water</p>	Identifying the stages involved in the experiment.	Discussion Inquiry Demonstration	Identifying the stages involved in the	Effective communication Decision	Heat source Water Kettle.	

					cycle.			experiment	making Sharing			
	2	1			English	Dialogue: The Hungry Brother	-Reading the words in the dialogue correctly. -Reciting the dialogue - acting the dialogue. -answering both oral and written comprehensive questions.	Dramatization Discussion Recitation Phonic	Reading the dialogue Acting the dialogue Answering questions.	Effective communication Critical thinking Hard work Responsibility	Flash cards Puppets	MK Pri. Eng Pg 4.
		2			Lit. I	Education: -places where we get education. -Why we need education. -People who provide education.	-Stating places where we get education from -Identifying why we need education -Mentioning people who provide education	Guided discussion Group work	-Stating places where we get education from Identifying why we need education Mentioning people who provide education	Problem solving Critical thinking	Counters Tables Books Slates	
		3			Math.	Word problems involving division with complex numbers. Share 144 oranges among 4 people.	-Reading and interpreting the given words. Solving problems involving division.	Demonstration Discussion Group WK	-Reading and interpreting the given words. Solving problems.	Critical thinking Problem solving Hard work Appreciation	C/b illustration Tables Books	MK Pri. Maths. Pg 76
		4			LIT 2	-Explanation of the experiment to demonstrate water cycle. -Effects of rain in the environment.	Describing the process involved in the experiment.	Demonstration Discussion Group WK	Describing the process involved in the experiment	Problem solving Critical thinking	Chalkboard illustration.	
	3	1			Math.	Division through factor 10.	-Crossing (covering the	Guided discussion	Crossing the zeros	Critical thinking	C/b illustration	MK Pri. Bk 3 Pg 76

						E.g 30 ÷ 10 = 30 ÷ 10 3 ÷ 1 = 3	zeros) -Using simple division to get answers.	Demonstration Group Wk Discussion	using simple division to answer questions.	Problem solving Cooperation	Counters	
		2			English	Composition: imaginative composing a dialogue about requests and refusals with their parents.	-Composing a dialogue about requests and refusal. -Acting the dialogues composed.	Discussion Guided discovery Dramatization	Composing dialogues.	Critical thinking Decision making Cooperation Sharing	Pupils Pens Fruits Plates Cups Water	MK Pri. Eng. Bk 3 Pg 4.
	4	1			Maths.	Word problems involving division (revision)	-Reading and interpreting the given statements correctly.	Group discussion	Reading and interpreting problems.	Problem solving Critical thinking.	Counters C/b illustration	MK MTC Bk 3 Pg 77
		2			English	<u>Vocabulary:</u> cargo, airport, pedestrian, luggage, motorcycle, tax, taxi, aeroplane, etc <u>Structures:</u> How do you come to school? -I come to school on / by	Pronouncing the words correctly. -Spelling the new words -Constructing sentences using the new words. -Practicing the structures.	Discussion Demonstration Phonic Eclectic Excursion	Pronouncing the new words Constructing sentences	Critical thinking Problem solving Effective communication	Flash cards Motorcycle Cars	MK Pri. Eng. Bk 3 Pg 150.

P.3 Term II

Expected learning outcome:

The child should acquire, appreciate and apply basic scientific knowledge about living things in day-to-day life.

Wk	Day	Lesson	Theme	Sub-theme	Learning area	Content	Competences	Methods	Activities	Life skills	Inst. Materials	Ref	Rem
2	1	1	Livelihood in our Division	Social services and their importance.	Math	Using long division to solve problems. Example $15 \div 3 = 05$ $\begin{array}{r} 3 \overline{) 15} \\ \underline{0} \\ 15 \\ \underline{15} \\ 00 \end{array}$	Learners should be capable of; <ul style="list-style-type: none"> - Using tables to divide. - Write answers in the correct place values. 	Demonstration. Guided Discussion.	Reciting tables. Dividing correctly.	Critical thinking. Problem solving. Appreciation	Tables Bottle tops. Chalkboard illustration.	A New MK Pri MTC BK 3 Page 74	
		2			Lit I	<u>Social services</u> <ul style="list-style-type: none"> - Definition. - Examples. - People who provide education. - Types of schools. - Places where people go for health services. 	<ul style="list-style-type: none"> - Defining social services. - Mentioning examples of social services. - Identifying types of schools. - stating places where people go for health services. 	Guided Discussion Demonstration.	Defining social services. Mentioning examples of social services. Identifying types of schools	Critical thinking. Problem solving. Responsibility Appreciation	Chalkboard illustration.	Fountain SST BK3 pp49-54 MK SST BK3 pg 67	
		3		Living things.	Characteristics of living things.	Lit II	<ul style="list-style-type: none"> - Classification of living things. - Characteristics of living things. - Breathing in plants and animals. - Waste products of plants and animals. 	Learners should be capable of; <ul style="list-style-type: none"> - Defining living things. - Classifying living things. - Describing living things. 	Guided Discussion Group work.	Defining living things. Classifying living things.	Cooperation. Self-awareness. Responsibility.	Plants.	Supp sci 8 pg 124
		4			English	Vocabulary; Rabbit, donkey, kob, buffalo, hutch, plough, oxen, owl	<ul style="list-style-type: none"> - Pronouncing the words correctly. - Describing the 	Demonstration. Discussion	Pronouncing the words correctly.	Effective communication. Respect.	Flash cards.	Monitor Bk 3 pp44-45. MK BK 3	

						,hoots,crow,crested crane, beautiful. STRUCTURES; Which.....? What is...?	<ul style="list-style-type: none"> words. Using the words to construct sentences. Using the given structures correctly. 	n Dramatization.	Constructing sentences using the words.	Decision-making.		pp65-67	
		5			Oral Lit	Fable; Mr. Hare and Mr. Elephant.	<ul style="list-style-type: none"> Listening to the story. Interpreting the story. Retelling and dramatizing the story. 	Story telling. Dramatization. Imitation.	Listening to the story. Dramatizing the story.	Critical thinking. Patience Teamwork.	Pictures of animals.	Tr's own collection.	
		6			Music	Song; Traditional folk song (war song)	<ul style="list-style-type: none"> Articulating the words in the song with proper diction. Singing the song. 	Story telling. Rote Dramatization.	Singing the song Dancing according to the rhythm	Effective communication. Socialization	Puppets. Flash cards	Tr's own collection.	
2	1	Living things	Characteristics of living things.	Math	More divisions. Example; $\begin{array}{r} 0\ 5\ 4 \\ \underline{2\ 1\ 0\ 8} \\ 0 \times 2 = 0 \\ 1\ 0 \\ 5 \times 2 = 1\ 0 \\ 0\ 0 \\ 8 \\ 4 \times 2 = \underline{8} \\ 0 \end{array}$	Learners should be capable of; <ul style="list-style-type: none"> Keeping place values while dividing. Using tables correctly to divide numbers. 	Demonstration Discussion.	Reciting tables. Dividing numbers correctly	Critical thinking. Problem thinking.	Tables. Chalkboard illustration.	MK Pri MTC Bk 3 pp 74-75		
	2	Livelihood in our division	Social services and their importance.	Lit I	Security services; <ul style="list-style-type: none"> People who provide security. Importance of the police. 	<ul style="list-style-type: none"> Mentioning people who provide security. Stating the importance of police. 	Guided discussion	Mentioning people who provide security. Stating the importance of the police.	Appreciation. Socialization. Self-awareness.	Chalkboard illustration.	MK SST BK 3 p 70		
	3	Living things.	Characteristics of living	Lit II	<ul style="list-style-type: none"> Animals with no legs. Animals with two legs. 	<ul style="list-style-type: none"> Identifying animals with and without legs. 	Guided discussion	Identifying animals with and without	Appreciation. Socialization.	Real insects.	Supp sci 8 pg 124		

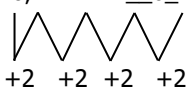
				things.		<ul style="list-style-type: none"> - Animals with four legs. - Animals with 6 legs. - Animals with 8 legs. - Animals with more than 8 legs. 	<ul style="list-style-type: none"> - Identifying the number of legs for certain animals. 	Group work.	legs.	Self awareness			
		4	Living things	Characteristics of living things.	English	A STORY THE FAREWELL PARTY	Learners should be capable of: reading the passage carefully. answering both oral and written comprehension questions.	Guided discussion Group work Demonstration.	Reading the passage. Answering questions.	Appreciation. Socialization. Self awareness Effective communication.	Balloons. Cups. Plates food	MEC Bk3 p48	
		5			Music	Song ;(Harvest song)	<ul style="list-style-type: none"> - Singing the song. - Clapping according to the rhythm of the song. - Dancing accord to the rhythm of the song. 	Rote	Singing the song Clapping. Dancing.	Effective communication. Appreciation. Socialization.	Clappers shakers	Tr's own collection.	
	3	1			Math	Word problems involving division.	<ul style="list-style-type: none"> - Reading and interpreting the given words. - Solving problems involving long division. 	Guided discussion Group work. Demonstration.	Reading given statements. Solving long division problems.	Effective communication. Appreciation. Socialization. Critical thinking.	Chalkboard illustration.	A New MK Pri MTC Bk3 P76	
		2			English	Descriptive composition "Myself this Term."	<ul style="list-style-type: none"> - describing themselves and their friends correctly. 	Story telling. Discussion.	Describing themselves Writing	Effective communication. Appreciation	Chalkboard illustration.	UPEC page 66	

							- writing good compositions about themselves.		good compositions about themselves	on. Socialization.			
	4	1	Livelihood in our division	Social services and their importance.	Lit I	<u>Transport services.</u> <ul style="list-style-type: none"> Types of transport. Means used on road transport. Advantages and disadvantages of road transport. Means on water, air and railway. Advantages and disadvantages of each. 	Learners should be capable of; <ul style="list-style-type: none"> Defining transport. Stating types of transport. Mentioning the means used on road transport. Stating the advantages and disadvantages of road transport. 	Guided discussion . Question and answer.	Identifying types of transport. Stating the advantages and disadvantages of road transport.	Appreciation. Effective communication Social awareness.	Chart showing transport means.	Mk SST Bk3 pp77-79	
		2	Living things	Characteristics of living things	Lit II	<ul style="list-style-type: none"> Why animals move. Where some animals live. What animals eat?e.g cows, dogs, bees, rabbits, termites. 	<ul style="list-style-type: none"> Describing where some animals live and what they eat. 	Guided discussion . Group work. Demonstration.	Describing where some animals live.	Love . Appreciation. Critical thinking.	A chart.		
		3			Math.	Division through factor 10. $30 \div 10 = \cancel{30} \div \cancel{10}$ $= 3 \div 1$ $= 3$	<ul style="list-style-type: none"> Crossing the zeros. Carrying out simple division. 	Guided discussion . Group work. Demonstration.	Crossing the zeros.	Appreciation. Critical thinking. Problem solving.	Chalkboard illustration.	MK BK3 P 76	
		4			Oral lit	Proverbs; wise sayings.	<ul style="list-style-type: none"> Interpreting the verbs. Asking and answering 	Phonic Discussion. Rote	Answering questions. Saying	Effective communication. Creating	A chart	Tr's own collection.	

							questions about the proverbs.		their own proverbs.	thinking.			
		5	Living things	Characteristics of living things	Music	Play song	Learners should be capable of; <ul style="list-style-type: none"> Singing the play song. Dancing according to the rhythm. 	Rote	Singing the song. Dancing according to the rhythm of the song	Appreciation. Critical thinking. Love. Appreciation	Rattles. shakers	Tr's own collection.	
	5	1			Lit II	<ul style="list-style-type: none"> Characteristics of true insects. Examples of true insects. External parts of a housefly. The lifecycle of a housefly. 	<ul style="list-style-type: none"> Stating the characteristics of a insects. Mentioning the examples of true insects. Identifying the external parts of a housefly 	Guided discussion . Group work. Demonstration.	Drawing parts of a housefly. Describing the life cycle of a housefly.	Creating thinking. Appreciation. Critical thinking. Love. Appreciation	A housefly.	Int. Pri.Sci for Ug Bk 3 p 41	
		2			Math	NUMBER PATTERNS AND SEQUENCES. Types of numbers. <ul style="list-style-type: none"> Whole numbers I e 0,1,2,3,4,5,6, 7,8,9. Counting numbers; I e 1,2,3,4,5,6,7, 8,9 Even numbers; These are numbers that when divided by 2 give a remainder as 0. KEY WORDS; Between, up to, from. E.g. even numbers from 0 upto 20.	<ul style="list-style-type: none"> Mentioning examples of whole numbers, counting numbers and even numbers. Interpreting and writing numbers. 	Guided discussion . Group work. Demonstration.	Listing examples of the different types of numbers.	Critical thinking. Appreciation Creating thinking. Appreciation.	Chalkboard illustration.		

		3	Livelihood in our division	Social services and their importance.	Lit I	<p>Communication;</p> <ul style="list-style-type: none"> • Definition. • Types of communication • Means used in local communication • Advantages of local communication 	Learners should be capable of; <ul style="list-style-type: none"> • Defining communication • Mentioning the types of communication • Identifying the means used local communication • Stating the advantages and disadvantages of local communication 	<p>Guided discussion .</p> <p>Group work.</p> <p>Demonstration</p>	<p>Defining communication. Mentioning the means used. Stating the advantages and disadvantages of local communication.</p>	<p>Self esteem.</p> <p>Critical thinking.</p> <p>Appreciation</p> <p>Creating thinking. Appreciation</p>	A chart showing these means of communication.	Mk Pri SST BK 3 P 81	
3	1	1			Math.	<p>Odd numbers; These are numbers which when divided by 2 leave a remainder as 1.</p>	<ul style="list-style-type: none"> • Defining odd numbers. • Listing the examples of odd numbers. 	<p>Demonstration.</p> <p>Discovery</p>	<p>Defining odd numbers</p> <p>Listing examples of odd numbers.</p>	<p>Self esteem.</p> <p>Critical thinking.</p> <p>Appreciation.</p>	Chalkboard illustration.	MK Pri MTC BK 3 P 88	
		2	Livelihood in our division	Social services and their importance.	Lit 1	<p>Communication;</p> <ul style="list-style-type: none"> • Means used in modern communication • Advantages and disadvantages of modern communication. • Importance of social services. • Problems in providing social services. • Solutions to some of the problems. 	<ul style="list-style-type: none"> • Mentioning means used in modern communication • Mentioning the advantages and disadvantages of modern communication • State the values of social services. • Identify problems in providing social services and their solutions. 	<p>Guided discussion .</p> <p>Group work.</p> <p>Demonstration</p>	<p>Mentioning the means used in modern communication.</p>	<p>Friendship formation .</p> <p>Critical thinking.</p> <p>Appreciation</p> <p>Creating thinking. Appreciation</p>	A chart showing these means of communication.	MK Pri SST BK 3 p	

		3	Living things	Characteristics of living things	English.	VOCABULARY RELATIONSHIPS; Cousin, half sister, half brother, grannie, great aunt, uncle, niece, great grand mother, great grand father, twins, triplets. Structures: How is related to?	Learners should be capable of; <ul style="list-style-type: none"> Pronouncing the words correctly. Spelling the words correctly. Using the new words in the given structures. 	Dramatization. Guided discussion. Group work. Demonstration	Pronouncing the words. Spelling the words. Role playing.	Respect. Friendship formation. Critical thinking. Appreciation Creating thinking. Appreciation	Flash cards. Family tree.	MEC pp 82-83 MK BK 3 pp141 – 146.	
		4			Lit II	External parts of a cockroach. <ul style="list-style-type: none"> Lifecycle of a cockroach. 	<ul style="list-style-type: none"> Drawing and naming the parts of a cockroach. Identifying the stages of growth of a cockroach. 	Guided discussion. Group work. Demonstration	Drawing a cockroach. Naming the parts of a cockroach.	Social awareness. Problem solving.	Cockroach.	Int.Pri Sci Bk3 P41.	
		5			Oral lit.	Story; THE FIRST MUGANDA	<ul style="list-style-type: none"> Listening to the story. Retelling the story. Dramatizing 	Rote. Discussion.	Retelling the story. Dramatizing the story.	Friendship formation. Critical thinking.	The story book.	Tr's own collection.	
2		1			English	Poem: MY FAMILY.	<ul style="list-style-type: none"> Reading the poem correctly. Reciting the poem. Dramatizing the poem Answering comprehensive questions. 	Phonic. Recitation. Rote. Discussion.	Reciting the poem. Answering questions about the poem	Self esteem Critical thinking. Appreciation Creating thinking.	A family tree.	MK BK 3 144p	
		2	Living things	Characteristics of living things	Lit II	Social insects; <ul style="list-style-type: none"> Examples. Solitary insects; <ul style="list-style-type: none"> Examples; BEES <ul style="list-style-type: none"> Where they live. Where they lay their eggs. 	Learners should be capable of; <ul style="list-style-type: none"> Defining social insects. Stating examples of social insects. Identifying solitary insects. Identifying where bees live ,lay eggs,etc 	Guided discussion Group work Demonstration	Defining social and solitary insects. Giving examples of these insects.	Critical thinking. Appreciation Creating thinking.	Bees.	Supp Sci p 124	

		3			Math	<p>Completing sequences; <u>Examples;</u> 0, 2 4 <u>6</u> <u>8</u></p> 	<ul style="list-style-type: none"> Identifying the given sequences. Filling in the missing sequences correctly. 	<p>Guided discussion .</p> <p>Group work.</p> <p>Demonstration</p>	<p>Identifying given sequences</p> <p>Filling in the given sequences.</p>	<p>Self esteem</p> <p>Critical thinking.</p> <p>Appreciation</p> <p>Creating thinking</p>	<p>Chalkboard illustration.</p>	<p>MK Pri. MTC BK 3 pp88-89</p>	
		4	Keeping peace in our division	Living in peace with others.	Lit I	<p>Leaders in Division;</p> <ul style="list-style-type: none"> Types of leaders.eg Political leaders, religious leaders, cultural leaders 	<ul style="list-style-type: none"> Stating who a leader is. Mentioning different types of leaders. Giving examples of types leaders. Stating the importance of leaders in a community. 	<p>Guided Discovery .</p> <p>Guided Discussion.</p>	<p>Stating who a leaders are.</p> <p>Mentioning the different types of leaders.</p>	<p>Critical thinking.</p> <p>Appreciation</p> <p>Creating thinking.</p> <p>Co-operation</p>	<p>Chalkboard illustration.</p>	<p>MK Pri. SST BK 3 pp51-54</p> <p>Monitor Bk3 pp29-32</p>	
		5			Music	A religious song.	<p>Learners should be capable of;</p> <ul style="list-style-type: none"> Listening to the song. Singing the song Dancing according to the rhythm of the song. 	<p>Rote.</p>	<p>Singing the song.</p> <p>Dancing according to the rhythm of the song.</p>	<p>Appreciation</p> <p>Creating thinking.</p> <p>Co-operation</p>	<p>Shakers</p> <p>Drums</p>	<p>Tr's own collection.</p>	

	3	1	Keeping peace in our division	Living in peace with others.	Math	<p>Multiples; A multiple is a product of two numbers. e.g. M_2 less than 10. $2 \times 1 = 2$ $2 \times 2 = 4$ $2 \times 3 = 6$ $2 \times 4 = 8$</p> <hr/> <p>$2 \times 5 = 10$ $M_2 = \{2, 4, 6, 8\}$</p>	<ul style="list-style-type: none"> Defining a multiple. Multiplying numbers to get multiples. Listing multiples of given numbers. 	<p>Guided discussion .</p> <p>Group work.</p> <p>Demonstration</p>	<p>Defining a multiple. Multiplying numbers. Listing multiples of numbers.</p>	<p>Critical thinking. Appreciation Creating thinking.</p> <p>Co-operation</p>	<p>Multiplication tables.</p>	<p>Mk Pri MTC Bk 3 p 86</p>	
		2			English.	<p>Guided composition; Mr. Mafabi's family.</p>	<ul style="list-style-type: none"> Reading the guided composition. Interpreting the composition. Writing the guided composition correctly. 	<p>Guided Discovery .</p> <p>Guided Discussion</p> <p>Phonic. Story telling.</p>	<p>Reading the composition. Writing the composition.</p>	<p>Effective communication. Critical thinking. Appreciation Creating thinking. Co-operation</p>	<p>Flashcards .</p>	<p>MK Bk3 p145</p>	
	4	1			Lit I	<p>LC system</p> <ul style="list-style-type: none"> Levels of LC system. Number of members on LC I and II. Duties of LC members i.e. c./person etc. General duties 	<ul style="list-style-type: none"> Mentioning the levels of LC. Stating the number of members on LC I executive. <p>Learners should be capable of;</p> <ul style="list-style-type: none"> Stating the duties of each member. Mentioning the general duties of the LCs. 	<p>Guided Discovery .</p> <p>Guided Discussion</p>	<p>Mentioning the levels of LCs. Stating the number of members on LC executives.</p>	<p>Effective communication. Critical thinking. Appreciation Creating thinking.</p> <p>Co-operation</p>	<p>C / B illustration.</p>	<p>MK SSt BK 3 pp 51 - 55</p> <p>Monitor SST BK 3 pp29-32.</p>	

		2	Living things	Characteristics of living things	Lit II	Types of Bees. <u>TERMITES</u> <ul style="list-style-type: none"> Types of termites. Diagrams showing each type. Functions of each type of termite. 	<ul style="list-style-type: none"> Identifying the types of bees. Identifying the types of termites. Stating the functions of each type. 	Guided discussion Group work. Demonstration	Identifying the types of bees. Identifying the types of termites. Stating the functions of each type of termite.	Effective communication. Critical thinking. Appreciation Creating thinking. Co-operation	Bees. Termites	Supp Sci 8 p124	
		3			Math	More about multiples; Example. M ₄ between 8 and 20. 4x1=4 4x2=8 4x3= 12 4x4= 16 4x5=20 M ₄ = {12, 16}	<ul style="list-style-type: none"> Multiplying numbers to get multiples Listing the multiples of numbers. 	Guided discussion Group work. Demonstration	Reciting tables. Multiplying numbers to get multiples.	Critical thinking. Appreciation Creating thinking. Co-operation	C/B illustration.	MK Prim. MTC BK 3 p86	
		4			Oral Lit.	Rhyme; Living in peace.	Learners should be capable of; <ul style="list-style-type: none"> Reciting the rhyme. Role playing. 	Rote	Reciting the rhyme.	Effective communication. Critical thinking. Appreciation Creating thinking. Co-operation	Puppets	Tr's own collection.	
		5	Living things	Characteristics of living things	Music	Play song.	<ul style="list-style-type: none"> Singing the song. Clapping according to the rhythm of the song. Dancing according to the rhythm of the song. 	Rote Demonstration	Singing the song. Clapping. Dancing according to the rhythm of the song.	Effective communication. Critical thinking. Appreciation Creating thinking. Co-operation	Clappers. Shakers.	Tr's own collection.	


	5	1			Lit II	Water animals. <ul style="list-style-type: none"> • Examples. • Types of fish. 	<ul style="list-style-type: none"> • Mentioning the examples of water animals. • Listing the types of fish. • Identifying the place where fish live. • Defining an aquarium. 	Guided discussion . Group work. Demonstration	Mentioning the examples of water animals. Listing the types of fish.	Appreciation Creating thinking. Co-operation Problem solving.		Supp Sci 8 p127	
		2	Keeping peace in our division	Living in peace with others.	Math	Factors; Factors are numbers that give rise to multiples. Or products. e.g. $F_8=1 \times 8=8$ $2 \times 4=8$ $4 \times 2=8$ $8 \times 1=8$ $F_8=\{1, 2, 4, 8\}$	Learners should be capable of; <ul style="list-style-type: none"> • Defining a factor. • Writing factors of numbers. 	Guided discussion . Group work. Demonstration	Defining a factor. Listing factors of numbers.	Appreciation Creating thinking. Co-operation Problem solving.	Tables.	MK Pri MTC BK 3 pp89-90	
		3			Lit I	LAW AND ORDER; Laws are rules that govern people. <ul style="list-style-type: none"> • Examples. • By-laws. • Importance of by-laws. • Examples of by-laws. • Importance of law and order. • Ways of punishing lawbreakers. • People who maintain law and order. 	<ul style="list-style-type: none"> • Stating what laws are. • Giving examples of common laws. • Stating what by-laws are. • Stating the importance of by-laws. • Stating the importance of law and order. • Stating the ways of punishing lawbreakers. 	Guided discussion . Group work. Demonstration	Stating what laws are. Mentioning the importance of laws. Stating the importance of by-laws.	Love Care Appreciation Creating thinking. Co-operation Problem solving.	C/B illustration	MK Pri SST pp51-54 Monitor Bk3 pp29-32	

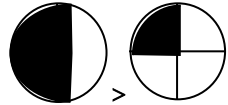
4	1	1			Math	<p>More about factors. e.g. List all the factors of 12. $F_{12} = 1 \times 12 = 12$ $2 \times 6 = 12$ $3 \times 4 = 12$ $4 \times 3 = 12$ $6 \times 2 = 12$ $12 \times 1 = 12$ $F_{12} = \{1, 2, 3, 4, 6, 12\}$</p>	<ul style="list-style-type: none"> Identifying the factors of numbers through multiplication. Arranging the factors from the smallest to the biggest. 	<p>Guided discussion .</p> <p>Group work.</p> <p>Demonstration</p>	<p>Reciting tables. Multiplying digits. Listing the factors of numbers.</p>	<p>Appreciation Creating thinking. Co-operation</p> <p>Problem solving Critical thinking.</p>	<p>Tables. C/B illustration</p>	<p>MK Pri MTC BK 3 pp89-90</p>	
		2	Keeping peace in our division	Living in peace with others.	Lit I	<p>CITIZENS; A citizen is a person who is recognised by the laws of a country.</p> <ul style="list-style-type: none"> Citizens of Uganda are called Ugandans. Duties of a good citizen. Examples of community work 	<p>Learners should be capable of;</p> <ul style="list-style-type: none"> Stating whom a citizen is. Mentioning the duties of a good citizen. Giving examples of community work a good citizen should take part in. 	<p>Guided discussion .</p> <p>Group work.</p> <p>Demonstration</p>	<p>Answering oral question. Note taking. Stating the qualities of a good citizen</p>	<p>Appreciation Creating thinking. Co-operation</p> <p>Problem solving Critical thinking.</p>	<p>C /B illustration.</p>	<p>MK SST BK 3 pp 51-54.</p> <p>Monitor Bk 3 pp29-32</p>	
		3			English	<p><u>VOCABULARY:</u> <u>Our Community.</u> Village, repair, government, organize, beginning, contribute, members, agreed, meeting, boreholes, chairman etc <u>Structures:</u> What is this? There arecars.</p>	<ul style="list-style-type: none"> Pronouncing the words correctly. Describing the new words. Constructing sentences using new words. 	<p>Guided Discovery</p> <p>Guided Discussion</p> <p>Phonic</p> <p>Story telling.</p>	<p>Pronouncing the new words.</p> <p>Describing the new words. Constructing sentences using the new words.</p>	<p>Appreciation</p> <p>Creating thinking.</p> <p>Co-operation</p> <p>Problem solving Critical thinking.</p>	<p>Flashcards</p>	<p>MEC pp42-43</p>	

		4	Living things.	Characteristics of living things.	Lit II	External parts of a fish. <ul style="list-style-type: none"> Functions of different parts of a fish. Uses of fish to man. 	<ul style="list-style-type: none"> Identifying the external parts of a fish. Stating the functions of different parts of a fish. Identifying the uses of fish to man. 	Observation. Guided discussion. Group work.	Identifying the parts of a fish. Drawing the parts of a fish.	Appreciation. Creating thinking. Co-operation. Problem solving. Critical thinking.	Real fish	Tropical biology p85. Supp Sci p127.	
		5	Living things.	Characteristics of living things.	Oral Lit	Riddles connected to living things.	Learners should be capable of; <ul style="list-style-type: none"> Interpreting the riddles given. Composing riddles connected to living things. 	Story telling. Discussion.	Interpreting the riddles. Discussing the riddles. Composing riddles.	Appreciation. Creating thinking. Co-operation. Problem solving.	Flashcards	Tr's own collection.	
	2	1			English.	PASSAGE "Magamaga village".	<ul style="list-style-type: none"> Reading the passage correctly. Interpreting the given passage. Answering oral and written comprehensive questions. 	Guided Discovery. Guided Discussion. Phonic. Story telling.	Reading the passage. Interpreting the passage. Answering oral and written questions.	Effective communication. Appreciation. Creating thinking. Co-operation. Problem solving. Critical thinking.	Pictures	MEC pp42-43.	
		2			Lit II	GENERAL USES OF ANIMALS; Provides us with; <ul style="list-style-type: none"> Meat Milk Hides and skin Wool Local medicine Some are used for transport. Some are sold to get money. 	<ul style="list-style-type: none"> Identifying the general uses of animals. 	Observation. Guided discussion. Group work.	Answering questions. Stating the uses of animals.	Effective communication. Appreciation. Creating thinking. Co-operation. Problem solving. Critical thinking.	A chart showing different animals.	Tropical Biology p85. \Supp Sci p127	

		3	KEEPING PEACE IN OUR DIVISION	Children's rights, needs and their importance	Math	Forming numbers from digits. 1. Forming smallest numbers from digits. Example; $6,4,1,3=1,3,4,6=1346$.	Learners should be capable of; <ul style="list-style-type: none"> arranging numbers from the smallest to the biggest. Writing the numbers without commas. 	Guided discussion Group work. Demonstration	Arranging numbers from the smallest to the biggest.	Effective communication. Appreciation Creating thinking. Co-operation Problem solving. Critical thinking.	Chalkboard illustration.		
		4		Children's rights, needs and their importance	Lit I	Children's rights; <ul style="list-style-type: none"> Definition. Examples of children rights. 	<ul style="list-style-type: none"> Defining what rights are. Identifying their rights. Mentioning the importance of their rights. 	Guided discussion Group work. Question and answer.	Defining what rights are. Stating the importance of their rights. Stating their rights	Appreciation Creating thinking. Co-operation Problem solving. Critical thinking.	Chalkboard illustration.	MK SST BK 3 p91	
		5			Music	Religious song.	<ul style="list-style-type: none"> Singing the song correctly. Clapping according to the rhythm of the song. Dancing according to the rhythm of the song. 	Rote Question and answer.	Singing. Clapping. Dancing	Appreciation Creating thinking. Co-operation Problem solving. Critical thinking.	Shakers drums	Tr's own collection.	
	3	1	Living things.	Characteristics of living things.	MATHS	Forming the biggest numbers from digits. e.g $2,0,6,4=6,4,2,0=6420$	Learners should be capable of; <ul style="list-style-type: none"> Arranging numbers from the biggest to the smallest. 	Guided discussion Group work. Demonstration	Arranging numbers from the biggest to the smallest.	Appreciation Creating thinking. Co-operation Problem solving. Critical thinking.	C/ B illustration.		

		2			English.	Composition; Jumbled story A day in the wood.	<ul style="list-style-type: none"> • Reading and interpreting the jumbled story. • Identifying connectors in the sentences. • Arranging the jumbled story to form a correct story. 	<p>Story telling</p> <p>Discussion.</p> <p>Guided discovery.</p>	<p>Reading the story.</p> <p>Identifying connectors in the sentences</p> <p>Re-arranging the story.</p>	<p>Creating thinking. Co-operation</p> <p>Problem solving.</p> <p>Critical thinking</p>	<p>A chart showing the jumbled story.</p>	<p>Tr's own collection.</p>	
	4	1	KEEPING PEACE IN OUR DIVISION	Children's rights, needs and their importance	Lit I	Child abuse. <ul style="list-style-type: none"> • Definition. • Examples • Causes. • How to avoid child abuse. • Dangers / results of child abuse 	<p>Stating what child abuse is.</p> <ul style="list-style-type: none"> • Mentioning examples of child abuse. • Identifying the causes of child abuse 	<p>Guided discussion</p> <p>Group work. Question and answer.</p>	<p>Stating what child abuse is. Stating the examples of child abuse.</p>	<p>Assertiveness. Appreciation</p> <p>Creating thinking. Co-operation</p> <p>Problem solving. Critical thinking</p>	<p>C/ B illustration.</p>	<p>Monitor SSt Bk 3 p 61</p>	
		2	Living things.	Characteristics of living things.	Lit II	Plants; <ul style="list-style-type: none"> • Flowering plants. • Non flowering plants. • Non flowering plants are plants that don't bare flowers.eg • Mosses, ferns, conifers. 	<ul style="list-style-type: none"> • Identifying groups of plants. • Identifying flowering and non-flowering plants. 	<p>Guided discussion</p> <p>Group work. Question and answer.</p>	<p>Identifying flowering and non-flowering plants.</p>	<p>Appreciation</p> <p>Creating thinking. Co-operation</p> <p>Problem solving. Critical thinking</p>	<p>A chart.</p>	<p>Tropical biology p85. Supp sci 8 p127.</p>	

		3			English	<p><u>VOCABULARY</u> Food, fruits, health, healthy, energy, balanced diet, pineapple, important, tasty, diseases.</p> <p><u>Structures:</u> Do you have some....? May I have... There isn't any</p>	<ul style="list-style-type: none"> Pronouncing the new words correctly. Describing the new words correctly. Constructing sentences using the new words. 	<p>Guided Discovery .</p> <p>Guided Discussion</p> <p>Phonic. Story telling.</p>	<p>Pronouncing the new words. Describing the new words.</p> <p>Constructing sentences using the new words.</p>	<p>Self awareness. Assertiveness. Appreciation</p> <p>Creating thinking. Co-operation</p> <p>Problem solving. Critical thinking</p>	<p>Flashcards .</p>	<p>MK Eng Bk 3pp111-113</p>	
		4			Math	<p>FRACTIONS</p> <ul style="list-style-type: none"> Definition of fractions Parts of a fraction. Meaning of a fraction. Naming fractions. 	<ul style="list-style-type: none"> Defining a fraction. Naming the parts of a fraction. Identifying the meaning of a fraction. Naming the fractions given 	<p>Guided discussion .</p> <p>Group work.</p> <p>Demonstration</p>	<p>Defining a fraction. Identifying the parts of a fraction</p> <p>Naming fractions.</p>	<p>Appreciation</p> <p>Creating thinking. Co-operation</p> <p>Problem solving. Critical thinking</p>	<p>Oranges, mangoes, tomatoes, knives,apples,pieces of cut paper.</p>	<p>MK Pri MTC BK3 pp102-104</p>	
		5	Living things.	Characteristics of living things.	Oral Lit	<p>Fables(stories with animal characteristics)</p>	<p>Learners should be capable of;</p> <ul style="list-style-type: none"> Interpreting the story. Re-telling the story. Dramatizing the story. 	<p>Story telling. Demonstration. Dramatization.</p>	<p>Re-telling the story.</p>	<p>Love. Effective communication. Appreciation.</p>	<p>environment</p>	<p>Tr's own collection.</p>	
5		1			Math	<p>Naming the shaded and un shaded fractions.</p> <p>e.g.</p>  <p>shaded=$\frac{1}{2}$ a half</p> <p>un shaded=$\frac{1}{2}$ a half</p>	<ul style="list-style-type: none"> Identifying the shaded and un shaded fractions. 	<p>Guided discussion .</p> <p>Group work.</p> <p>Demonstration</p>	<p>Identifying the shaded and un shaded fractions.</p>	<p>Appreciation</p> <p>Creating thinking. Co-operation</p> <p>Problem solving. Critical thinking</p>	<p>Oranges, mangoes, tomatoes,apples,pieces of cut paper</p>	<p>Understanding primary MTC Bk 3 pp 47-50</p> <p>MK Pri MTC BK 3 pp104-106</p>	

		2	KEEPING PEACE IN OUR DIVISION	Children's rights, needs and their importance	Lit I	Children's responsibility. <ul style="list-style-type: none"> Obey the laws. Practice good behavior. Respect their parents. 	<ul style="list-style-type: none"> Stating the responsibilities of children. Suggesting the importance of children's responsibilities. 	Guided discussion Group work.	Identifying the responsibilities of children.	Respect. Self awareness. Appreciation.	C /B illustration.	Mk SST p96	
		3	Living things.	Characteristics of living things	Lit II	Flowering plants. <ul style="list-style-type: none"> How they reproduce. Systems of a typical flowering plant. Examples of flowering plants. Parts of a flowering plant	<ul style="list-style-type: none"> Identifying flowering plants. Stating examples of flowering plants. Drawing and naming the parts of a flowering plant. 	Guided discussion Group work. Demonstration	Identifying flowering plants. Drawing flowering plants.	Appreciation Creating thinking. Co-operation Problem solving. Care Critical thinking	Real flowering plants.	Supp sci 8 p 143	
5	1	1	KEEPING PEACE IN OUR DIVISION	Children's rights, needs and their importance	Lit I	<u>Family courts.</u> <ul style="list-style-type: none"> Definition. Importance of family courts. <u>Juvenile court.</u> <ul style="list-style-type: none"> Definition. Importance of a juvenile court	<ul style="list-style-type: none"> Defining a family court. Stating the importance of a family court. Defining a juvenile court. Stating the importance of a juvenile court. 	Guided discussion Group work. Demonstration	Answering oral questions. Stating the importance of family and juvenile courts.	Appreciation Creating thinking. Co-operation Problem solving. Care Critical thinking	C/B illustration.	MK SST p97. Monitor BK3 pp62-63	
		2			Math.	Comparing fractions using $<$, $>$ or $=$. e.g. $\frac{1}{2} > \frac{1}{4}$ 	<ul style="list-style-type: none"> comparing fractions using the given symbols. 	Guided discussion Group work. Demonstration	Comparing fractions using the symbols given.	Appreciation Creating thinking. Co-operation Problem solving. Care Critical thinking	Oranges, mangoes, tomatoes, knives, apples, pieces of cut paper	MK Pri MTC Bk 3 pp107-108	

		3	Living things.	Characteristics of living things.	Lit II	Parts of a leaf. <ul style="list-style-type: none"> Diagram of a leaf. Naming parts of a leaf. Leaf venations and their examples. 	<ul style="list-style-type: none"> Drawing and naming the parts of a leaf. Stating the types of leaf venation. 	Guided discussion . Group work. Demonstration	Drawing and naming the parts of a leaf.	Appreciation Creating thinking. Co-operation Problem solving. Care Critical thinking	Real leaf.	Supp sci 8 p143	
		4			English.	Story. "God food"	<ul style="list-style-type: none"> Reading the passage carefully. Answer oral and written comprehensive questions correctly. 	Story telling. Discussion.	Reading the passage. Answering questions.	Effective communication. Appreciation Creating thinking. Co-operation Problem solving.	Real food.	Mk Eng BK 3 pp111-112	
		5	Living things.	Characteristics of living things.	Oral Lit	Story;(Nyamiyonga and Isaza)	<ul style="list-style-type: none"> Listening and interpreting the story. Re-telling the story. Answering questions about the story. 	Story telling. Discussion.	Re-telling the story.	Effective communication. Appreciation Creating thinking. Co-operation Problem solving.		Tr's own collection.	
2		1			Math	Fractions of wholes. e.g. $\frac{1}{2}$ of 6 = $\frac{1}{2} \times 6$ = $(1 \times 6) \div 2$ = $6 \div 2$ = 3	<ul style="list-style-type: none"> Working out fractions of wholes using divisions. 	Guided discussion . Group work. Demonstration	Working out through division.	Critical thinking. Appreciation Creating thinking. Co-operation Problem solving.	C /B illustration.	MK BK3 pp 60-68	
		2			English.	COMPOSITION; Picture interpretation.	<ul style="list-style-type: none"> Studying and interpreting the pictures given. Describing the pictures given. Constructing 	Story telling. Discussion. Phonic.	Studying the pictures. Describing the pictures.	Critical thinking. Appreciation Creating thinking.	A chart	Mk Eng p110.	

							sentences about what is happening in the pictures.		Writing sentences about the pictures.	Co-operation Problem solving			
		3	Living things.	Characteristics of living things.	Lit II	Types of leaves. <ul style="list-style-type: none"> Diagrams showing each type. Examples of plants with each type of leaf. 	Learners should be capable of; <ul style="list-style-type: none"> Identifying the types of leaves. Drawing different types of leaves. Stating examples of plants with each type of leaf. 	Guided discovery. Guided discussion . Demonstration.	Identifying different types of leaves. Stating examples of plants with each type of leaf.	Critical thinking. Appreciation Creating thinking. Co-operation Problem solving	Real leaves.	Supp Sci 8 p144	
		4			Lit I	Child sexual abuse. Some people who commonly abuse children sexually. Dangers of child abuse. How to avoid sexual abuse.	<ul style="list-style-type: none"> Defining child abuse. Identifying some of the people who commonly abuse children sexually. Mentioning the dangers of child sexual abuse. 	Guided discovery. Guided discussion . Demonstration	Defining child abuse. Pointing out people who abuse children sexually.	Appreciation Creating thinking. Co-operation Problem solving. Effective communication	Chalkboard illustration.	Monitor SST BK 3 p96.	
		5			Music.	Creative dance.	<ul style="list-style-type: none"> Imitating the teacher's movements. Dancing according to the rhythm. 	Rote.	Dancing according to the rhythm.	Confidence. Co-operation. Appreciation.	Radio. Clappers.	Tr's own collection.	
	3	1	Living things.	Characteristics of living things.	Math.	Word problems involving fractions of wholes. e.g. Musa had 10 books. If thieves stole $\frac{1}{2}$ of them, how many books did he remain with?	<ul style="list-style-type: none"> Reading and interpreting the given words. Solving word problems involving division 	Guided discussion . Demonstration.	Reading the given statements.	Critical thinking. Appreciation Creating thinking. Co-operation Problem solving. Effective communication	Tables.	Tr's own collection.	

		2	KEEPING PEACE IN OUR DIVISION	Children's rights, needs and their importance	English.	<p>VOCABULARY Letter writing; Address, hospital, date, dentist, salutation, bad tooth, writer, because, conclusion. Structures. What is? Where was? Who is?</p>	Learners should be capable of : <ul style="list-style-type: none"> Pronouncing the new words correctly. Describing the new words. Constructing sentences using the new words. 	Phonic Eclectic. Discussion.	Pronouncing the new words. Constructing sentences using the new words.	Critical thinking. Appreciation Creating thinking. Co-operation Problem solving. Effective communication	Flashcards Envelopes. Letters. Stamps	Tr's own collection.	
		3	Living things.	Characteristics of living things.	Lit II	<p>Uses of leaves to;</p> <ul style="list-style-type: none"> Plants. Man. <p>Definition of photosynthesis.</p> <ul style="list-style-type: none"> Conditions necessary for photosynthesis is to take place. 	<ul style="list-style-type: none"> Identifying the uses of leaves to man and plants. Stating the conditions necessary for photosynthesis. 	Guided discovery. Guided discussion Demonstration	Identifying uses of leaves. Stating the conditions needed for photosynthesis to take place.	Critical thinking. Appreciation Creating thinking. Co-operation Problem solving. Effective communication	Real leaves.	Supp Sci p144	
		4			Math.	<p>Addition of fractions with the same denominators. e.g. $\frac{1}{3} + \frac{2}{3} = \frac{1+2}{3}$ $= \frac{3}{3}$ $= 1$</p>	<ul style="list-style-type: none"> Arranging the fractions correctly. Adding fractions with the same denominators. 	Guided discovery. Guided discussion Demonstration	Arranging the fractions. Adding the given fractions.	Critical thinking. Appreciation Creating thinking. Co-operation Problem solving. Effective communication	Oranges, mangoes, tomatoes, knives, apples, pieces of cut paper	Mk Pri MTC BK 3 p	
		5			Oral Lit.	<p>Story; The story of the bead and the spear.</p>	<ul style="list-style-type: none"> Re-telling the story. Answering oral questions about the story. Dramatizing the story. 	Story telling Rote Discussion.	Re-telling the story. Answering oral questions.	Appreciation Creating thinking. Co-operation Problem solving.	Flashcards	History of Uganda Bk 1	

					Music.	Miming.	<ul style="list-style-type: none"> Miming the recorded piece of music. Dancing according to the rhythm of the music. 	Rote.	Miming. Dancing.	Creating thinking. Co-operation Problem solving. Effective communication	Radio.	Tr's own collection.	
5	1	CULTURE AND GENDER .	Traditions and customs in our division.	Lit I	Culture; <ul style="list-style-type: none"> Importance of culture. 	<ul style="list-style-type: none"> Defining culture. Stating the importance of culture. 	Guided discovery. Guided discussion	Defining culture. Identifying its importance.	Problem solving. Effective communication Respect.	C / B illustration.	Monitor SST Bk 3 p22		
	2	Living things.	Characteristics of living things.	Lit II	<ul style="list-style-type: none"> Parts of a root. Types of roots. Diagram of a taproot. Examples of plants with taproots. Diagram of a prop root. Examples of plants with prop roots. 	Learners should be capable of; <ul style="list-style-type: none"> Drawing and naming parts of a root. Stating the types of roots. Giving examples of plants with tap and prop roots. 	Guided discovery. Guided discussion . Demonstration	Drawing and naming the parts of a root. Stating the types of roots.	Appreciation Creating thinking. Co-operation Problem solving. Effective communication	Real roots.	Supp Sci 8 p 146-147.		
	3			Math.	Word problems involving addition of fractions with the same denominator.	<ul style="list-style-type: none"> Reading and interpreting the word problems. Carrying out the addition of fractions. 	Guided discovery. Guided discussion . Demonstration	Reading the given statements.	Critical thinking. Appreciation Creating thinking. Co-operation Problem solving. Effective communication	C / B illustration.	Tr's own collection.		

6	1	1			Math.	Addition of wholes to fractions. E.g. $2\frac{+1}{2}$	<ul style="list-style-type: none"> Identifying the wholes and fractions given. Adding the wholes to the fractions correctly. 	Guided discovery. Guided discussion . Demonstration	Adding the wholes to fractions.	Critical thinking. Appreciation Creating thinking. Co-operation Problem solving.	C /B illustration.		
		2	CULTURE AND GENDER .	Traditions and customs in our division.	Lit I	Customs. <ul style="list-style-type: none"> Definition. Examples. Importance. 	Learners should be capable of; <ul style="list-style-type: none"> Defining customs. Stating examples of customs. Identifying the importance of customs. 	Guided discovery. Guided discussion . Demonstration	Defining customs. Stating the importance of customs.	Critical thinking. Appreciation Creating thinking. Co-operation Problem solving.	C /B illustration.	MK SST BK 3 pp45-47.	
		3	Living things.	Characteristics of living things.	Lit II	Diagrams of fibrous roots. <ul style="list-style-type: none"> Examples of plants with fibrous roots. Diagram of adventitious roots. Examples of plants with adventitious roots. Uses of roots top plants and animals. 	<ul style="list-style-type: none"> Drawing diagrams of fibrous and adventitious roots. Stating examples of plants with fibrous and adventitious roots. Mentioning the uses of roots to plants and animals. 	Guided discovery. Guided discussion . Demonstration	Drawing diagrams of fibrous and adventitious roots. Identifying the uses of roots to plants and animals.	Care. Critical thinking. Appreciation Creating thinking. Co-operation Problem solving	Real plants.	Supp Sci 8 pp146-147	
		4			English.	LETTER Invitation to my birthday party.	<ul style="list-style-type: none"> Reading and interpreting the letter carefully. Answering oral and written comprehensive questions correctly. 	Discussion. Phonic. Story telling.	Reading the letter. Answering questions.	Effective communication. Critical thinking. Appreciation Co-operation Problem solving	Sample letter.	Tr's own collection.	
		5	CULTURE	Traditions	Oral Lit	The first king of the	Learners should be capable	Story	Reading	Effective	C /B illust.	Hist for Ug	

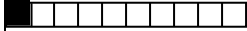
			E AND GENDER .	ons and customs in our division.		Bachwezi.	of; <ul style="list-style-type: none"> • Reading and interpreting the story. • Answering oral questions about the story. 	telling. Discussion	the story. Answering oral questions about the story.	communication. Critical thinking. Appreciation Co-operation Problem solving		Bk1	
		6			Music.	Drama; A simple play about how to harvest.	<ul style="list-style-type: none"> • Role playing. 	Story telling. Discussion	Acting the play.	Effective communication. Critical thinking. Appreciation Co-operation Problem solving	Simple improvised baskets.	Tr's own collection.	
	2	1			Math.	Subtraction of fractions with the same denominator. e.g. $\begin{array}{r} 7 - \frac{3}{10} = \frac{7-3}{10} \\ = \frac{4}{10} \end{array}$	<ul style="list-style-type: none"> • Identifying the fractions given. • Subtracting the given fractions correctly. 	Guided discovery. Guided discussion . Demonstration	Subtracting the given fractions.	Critical thinking. Appreciation Co-operation Problem solving	C /B illus.	MK BK 3 pp113-116	
		2			Lit I	Marriage ceremony.	<ul style="list-style-type: none"> • Defining marriage. • Mentioning the steps in marriage. • Stating examples of dowry items. • Defining bride price. • Giving examples of bride price 	Guided discovery. Guided discussion	Defining marriage. Mentioning the steps taken in marriage. Defining dowry and listing examples of the	Effective communication. Critical thinking. Appreciation Co-operation Problem solving	C /B illus	MK BK 3 p45.	

							items.		items involved. Defining bride price and listing the items involved.				
		3	Living things.	Characteristics of living things.	Lit II	TYPES OF STEMS. Upright stems. Weak stems. Under ground stems. Examples of plants with upright stems. Examples of plants with weak stems. Ways through which weak stems climb others.	<ul style="list-style-type: none"> Identifying types of stems. Identifying plants with each type of stem. Mentioning ways through which weak stems climb others. 	Guided discovery. Guided discussion . Demonstration	Identifying the types of stems. Drawing the types of stems.	Effective communication. Critical thinking. Appreciation Co-operation Problem solving	Real plants.	Supp Sci 8 pp146-147	
		4			English.	Composition. <u>LETTER WRITING.</u> Writing an invitation letter. Identifying the parts of a letter.	<ul style="list-style-type: none"> Discussing the rules of writing an invitation letter. Writing invitation letters. 	Discussion. Story telling. Phonic. Eclectic.	Discussing the rules. Writing letters.	Effective communication. Critical thinking. Appreciation Co-operation Problem solving	A chart showing a sample letter.	Tr's own collection.	
		5	CULTURE AND GENDER .	Traditions and customs in our division.	Music.	A folk dance.	Learners should be capable of; <ul style="list-style-type: none"> imitating the movements of the teacher. Dancing . 	Rote.	Dancing according to the rhythm.	Creating thinking. Co-operation Problem solving.	Shakers. drum	Tr's own collection.	
	3	1			Math.	Word problems involving subtraction of fractions with the same denominators.	<ul style="list-style-type: none"> Reading and interpreting the given words. Working out for 	Guided discovery. Guided discussion	Reading the statements.	Effective communication. Critical	C/B illus.	MK BK 3 P 108	

						e.g. A girl had an orange, she gave away $\frac{3}{4}$ of it. what fraction of the orange did she remain with?	the answer.	Demonstration		thinking. Appreciation Co-operation Problem solving		
		2			English.	<u>VOCABULARY:</u> <u>Transport.</u> Railway,transport,motorcycle,ship,boat,bicycle,airport,tractor,pedestrians,horse,taxi,passenger,tyre, <u>Structures</u> How does? What is?	<ul style="list-style-type: none"> Pronouncing the new words correctly. Describing the words. Constructing sentences using the new words. Practicing the structures 	Phonic. Discussion. Look and say.	Pronouncing the words. Constructing sentences .	Self awareness. Effective communication. Critical thinking. Appreciation Co-operation Problem solving	Flashcards .	Monitor Eng. course BK 3 pp86-87
	4	1			Math.	Subtraction of fractions from wholes; e.g. $1 - \frac{3}{4}$	<ul style="list-style-type: none"> Subtracting fractions from wholes correctly. 	Guided discussion Demonstration	Subtracting fractions from wholes	Problem solving	Pieces of paper	Mk BK 3 p 108
		2	CULTURE AND GENDER .	Traditions and customs in our division.	English	<u>STORY</u> "A trip to Arua."	<ul style="list-style-type: none"> Reading the story correctly. Answering oral and written comprehensive questions correctly. 	Discussion. Eclectic. Story telling.	Reading the story. Answering questions about the story.	Effective communication. Critical thinking. Appreciation. Co-operation. Problem solving		Monitor Eng course BK 3 pp 86-87

		3			Lit I	Naming of children.	<ul style="list-style-type: none"> • Stating what naming is. • Mentioning the special names given to the parents of twins. • Naming the child who follows the twins. • Naming a person followed by the twins. 	Guided discovery. Guided discussion Demonstration	Stating what naming is. Mentioning the special names given to the parents of twins. Naming the child who follows the twins. Naming a person followed by the twins.	Effective communication. Critical thinking. Appreciation. Co-operation. Problem solving	C /B illus.	MK SST BK 3 Pp45-47	
		4	Living things.	Characteristics of living things.	Lit II	Diagrams showing how weak stems climb others by twinning. Examples of that twin. Diagram showing how weak stems climb others by tendrils. Examples of plants with tendrils. Diagram of plants that climb using hooks. Examples of plants with hooks. Reasons why they climb others.	Learners should be capable of; <ul style="list-style-type: none"> • Identifying ways through which weak plants climb others. • Mentioning examples of plants that climb others using;tendrils, hooks and by twining. • Stating reasons why they climb others. 	Guided discovery. Guided discussion Demonstration	Identifying ways through which weak plants climb others. Mentioning examples of plants that climb others using;tendrils, hooks and by twining. Stating reasons why they	Effective communication. Critical thinking. Appreciation Co-operation Problem solving	Real plants.	Supp Sci 8 pp146-147.	

									climb others.				
		5			Oral lit	Poem about culture.	<ul style="list-style-type: none"> Reciting the poem. Composing poems about cultures. 	Recitation . Phonic. Story telling.	Reciting the poem. Composing poems about cultures.	Effective communication. Critical thinking. Appreciation Co-operation Problem solving	Sample poem.	Tr's own collection	
	5	1	Living things.	Characteristics of living things.	Math	Word problems involving subtraction of fractions from wholes.eg.John had an apple, if he ate $\frac{1}{3}$ of it what fraction did he remain with?	<ul style="list-style-type: none"> Reading and interpreting the given statements. Applying the idea of fractions in solving daily life situations. 	Guided discovery. Guided discussion Demonstration	Reading the statements.	Effective communication. Critical thinking. Appreciation Co-operation Problem solving	Oranges, pieces of paper.	Mk BK 3 p108	
		2			Lit II	Uses of stems to; <ul style="list-style-type: none"> Plants. Man. A flower is a reproductive part of a plant. Diagram showing parts of a flower.	<ul style="list-style-type: none"> Stating the uses of stems to plants and man. Drawing a diagram showing parts of flower. 	Guided discovery. Guided discussion Demonstration	Stating the uses of stems to plants and man. Drawing a diagram showing parts of flower	Effective communication. Critical thinking. Appreciation Co-operation Problem solving	Real flower.	Pri Sci for Ug rev and pract p 63.	
		3	CULTURE AND GENDER .	Traditions and customs in our division.	Lit I	Burial ceremony. Last funeral rights.	<ul style="list-style-type: none"> Stating what happens at a burial ceremony. Giving reasons why the last funeral rights are carried out. 	Guided discovery. Guided discussion	Stating what happens at a burial ceremony Giving reasons why the	Effective communication. Critical thinking. Appreciation Co-	C /B illus.	MK SST Bk 3 p47	

									last funeral rights are carried out	operation			
7	1	1	Living things.	Characteristics of living things.	Math.	Decimal fractions; What is a decimal?  $\frac{1}{10} = 0.1$	Learners should be capable of; <ul style="list-style-type: none"> Defining a decimal fraction. Writing proper fractions as decimals. 	Guided discovery. Guided discussion Demonstration	Defining a decimal fraction. Writing proper fractions as decimals.	Effective communication. Critical thinking. Appreciation Co-operation Problem solving	Papers. knife	Mk BK 3 p 102	
		2	CULTURE AND GENDER.	Traditions and customs in our division.	Lit I	Changes in customs. <ul style="list-style-type: none"> Dressing. Religion Beliefs. Marriage. Eating. 	<ul style="list-style-type: none"> Identifying areas of change in customs. Mentioning ways customs have changed. 	Guided discovery. Guided discussion	Identifying areas of change in customs. Mentioning ways customs have changed	Respect. Effective communication. Critical thinking. Appreciation Co-operation Problem solving	C /B illus.	MK SST BK 3 p47.	
		3	Living things.	Characteristics of living things.	Lit II	Functions of the parts of a flower. Uses of flowers to a plant. Uses of flowers to man. Common names of flowers.	<ul style="list-style-type: none"> Stating the uses of flowers to plants and man. Mentioning common names of flowers. 	Guided discovery. Guided discussion Demonstration. Observation.	Stating the uses of flowers to plants and man. Mentioning common names of flowers.	Respect. Effective communication. Critical thinking. Appreciation Co-operation Problem solving	Real flowers.	Pri Sci for Ug rev and pract p 63.	
		4			English	Composition. Narrative Composition My journey to.....	Learners should be capable of : Writing a composition about any journey they	Story telling. Discussion	Writing a composition about any journey	Effective communication. Critical thinking.	Environment	Tr's own collection.	

							have ever made. Narrate the ordeals experiences they have gone through.			Appreciation Co-operation Problem solving			
		5	Living things.	Characteristics of living things.	Music.	A traditional song.	<ul style="list-style-type: none"> Articulating the words in the song correctly. Singing the song. 	Rote	Articulating the words in the song correctly. Singing the song.	Respect. Effective communication. Critical thinking. Appreciation Co-operation Problem solving	Shakers.	Tr's own collection.	
	2	1			Math.	Addition of decimals. E.g. $0.4 + 1.6$ $\begin{array}{r} 0.4 \\ 1.6 \\ \hline 2.0 \end{array}$ Word problems.	<ul style="list-style-type: none"> Arranging the decimals according to their place values. Adding decimals correctly. 	Guided discovery. Guided discussion Demonstration	Arranging the decimals according to their place values. Adding decimals correctly	Critical thinking. Appreciation Co-operation Problem solving	C / B illus.		
		2	Living things.	CROP GROWING PRACTICES.	Lit I	Crops. <ul style="list-style-type: none"> Groups of crops. Food crops. Staple food for Baganda. 	<ul style="list-style-type: none"> Naming the groups of crops. Describing food crops. Listing examples of food crops. Naming the staple food for Baganda. 	Guided discovery. Guided discussion Demonstration	Naming the groups of crops. Describing food crops. Listing examples of food crops. Naming the staple food for Baganda.	Appreciation Co-operation Problem solving	Food crops e.g. cassava, mattoke.		Monitor SST BK p24

		3			English.	Vocabulary. Swimming pool, health club,repair,notice,man agement,October. Structures. What is the..... Who has..... When was..... Why won't the.....	<ul style="list-style-type: none"> • Pronouncing the words correctly. • Spelling the words. • Using the given structures to answer questions correctly. 	Phonic. Discussio n.	Pronounci ng the words correctly. Spelling the words. Using the given structures to answer questions correctly	Respect. Effective communic ation. Critical thinking. Appreciati on Co- operation Problem solving	A chart.	Tr 's own collection. News papers.	
		4	Living things.		Lit II	Types of seeds. Examples of seeds with one cotyledon. Examples of seeds with two cotyledons. Diagram showing the parts of a bean seed. Uses of the parts of bean seed.	<ul style="list-style-type: none"> • Identifying the types of seeds. • Stating examples of each type of seed. • Drawing and naming the structure of a bean seed. • Stating the uses of those parts. 	Guided discovery. Guided discussion Demonstr ation	Identifyin g the types of seeds. Stating examples of each type of seed. Drawing and naming the structure of a bean seed. Stating the uses of those parts.	Respect. Effective communic ation. Critical thinking. Appreciati on Co- operation Problem solving	A bean seed.	Pri Sci for Ug p 63.	
		5			Oral Lit	Riddles. Forming /composing riddles about animals and plants.	<ul style="list-style-type: none"> • Composing riddles about animals. • Interpreting the riddles. 	Phonic. Guided discovery. Guided discussion	Composin g riddles about animals. Interpreti ng the riddles	Critical thinking. Appreciati on Co- operation Problem solving.	Pictures of plants and animals.	Tr's own collection	
	3	1			Math.	Subtraction of decimals. Example. 0 . 9 - 0 . 5 <u>0 . 4</u>	<ul style="list-style-type: none"> • Subtracting decimals correctly. • Solving word problems involving 	Guided discovery. Guided discussion Demonstr ation	Subtractin g decimals. Solving word problems	Effective communic ation. Critical thinking. Appreciati	C / B illus.	Tr's own collection.	

						<u>Word problems.</u>	decimals.			on Co-operation Problem solving			
		2			English.	ADVERTISEMENT. CONCERT..CONCERT. Kabojja Junior School presents a concert. Date; sat,7 th July,2009 Time; 2:00-6:00 pm Venue; Pride theatre. Fee; adults-sh1000. Children; SH .5000 All parents are invited. MANEGEMENT	<ul style="list-style-type: none"> • Reading the advertisement correctly. • Interpreting the advertisement correctly. • Answering questions in comprehensive sentences about the advertisement. 	Guided discovery. Guided discussion Demonstration Phonic.	Reading the advertisement correctly. Interpreting the advertisement correctly. Answering questions in comprehensive sentences about the advertisement.	Effective communication. Critical thinking. Appreciation Co-operation Problem solving Care.	Hand outs.	Newspapers. Magazines. Tvs.	
	4	1			Lit I	CROPS; CASH CROPS; <ul style="list-style-type: none"> • Definition. • Examples. • Products from cash crops. 	<ul style="list-style-type: none"> • Defining cash crops. • Listing examples of cash crops. • Listing products from cash crops. 	Guided discovery. Guided discussion Demonstration	Defining cash crops. Listing examples of cash crops. Listing products from cash crops.	Effective communication. Critical thinking. Appreciation Co-operation Problem solving Care.	Real cash crops.	Monitor SST BK 3 p 24	
		2			Lit II	SEEDS; Internal structure of a bean seed. Functions of each part. Internal structure of a	<ul style="list-style-type: none"> • Listing the functions of the internal parts of dicotyledonous and 	Guided discovery. Guided discussion Demonstration	Listing the functions of the internal parts of	Effective communication. Critical thinking. Appreciation	Bean and maize seeds.	Pri Sci for UG BK 3 p 63.	

					maize seed. Functions of each part.	<ul style="list-style-type: none"> monocotyledonous seeds. Drawing and naming parts of a seed. 		dicotyledonous and monocotyledonous seeds. Drawing and naming parts of a seed.	on Co-operation Problem solving Care.			
		3	Living things.	Math.	ALGEBRA; COLLECTING LIKE TERMS; Adding like terms. e.g. $books + 2books = 6books$ $3b + 4b = 7b$	<ul style="list-style-type: none"> Adding like terms together. Substituting real objects with letters and solving. 	Discussion Demonstration	Adding like terms together. Substituting real objects with letters and solving.	Critical thinking. Appreciation Co-operation Problem solving Care.	Real objects.	Mk Pri MTC BK 3 p192	
		4		Music.	Instrumental work. Playing percussion instruments.	<ul style="list-style-type: none"> Identifying the given instruments. Playing the given instruments. 	Guided discovery. Guided discussion Demonstration	Identifying the given instruments. Playing the given instruments.	Critical thinking. Appreciation Co-operation Problem solving Care.	Shakers Thumb piano Clappers.		
		5		Oral lit.	Rhyme. A rhyme about the staple food crops in our division.	<ul style="list-style-type: none"> Reciting the rhyme. Composing rhymes. 	Story telling Recitation	Reciting the rhyme. Composing rhymes.	Appreciation Co-operation Problem solving Care.	Examples of foods.	Tr's own collection.	
	5	1		Math.	Subtracting like terms. e.g. $5\text{ goats} - 2\text{ goats} = 3\text{ goats}$ $4a - 2a = 2a$.	<ul style="list-style-type: none"> Subtracting like terms. 	Guided discovery. Guided discussion Demonstration	Identifying the given terms.	Critical thinking. Appreciation Co-operation	Real objects.	MK BK 3 pp186-192	

										Problem solving Care.			
		2			Lit II	GERMINATION. Types of germination. <ul style="list-style-type: none"> • Epigeal. • Hypogeal. Experiments to show epigeal germination and the seeds that undergo epigeal germination.	<ul style="list-style-type: none"> • Identifying the types of germination. • Mentioning the types of seeds that undergo these types of germination. 	Experimentation. Guided discovery. Guided discussion Demonstration	Identifying the types of germination. Mentioning the types of seeds that undergo these types of germination.	Care. Creative thinking. Problem solving	Seeds. Water Soil	Pri Sci Bk 3 p63	
		3			Lit I	Other crops. <ul style="list-style-type: none"> • Fruit crops. • Cereal crops • Vegetable crops. 	<ul style="list-style-type: none"> • Listing examples of fruit, cereal and vegetable crops. 	Story telling. Brain storming.	Listing examples of fruit, cereal and vegetable crops.	Critical thinking. Appreciation Co-operation Problem solving.	Real crops.	Monitor SST BK 3 p 24	
8	1	1			Math.	EQUATIONS. Finding unknowns by subtracting. e.g. 1. $\square + 4 = 8$ $\square + 4 - 4 = 8 - 4$ $\square = 4$ 2. $h + 2 = 6$ $h + 2 - 2 = 6 - 2$ $h = 4$	<ul style="list-style-type: none"> • Identifying the given equations. • Solving the equations by subtracting. 	Guided discovery. Guided discussion Demonstration	Identifying the given equations Solving the equations by subtracting.	Critical thinking. Appreciation Co-operation Problem solving Care.	C / B illus.	MK bk 3 pp187-188	
		2			English.	Vocabulary. Mangoes, sugar, chocolate, football, biscuits, lemons, sour, bananas, tasty.	<ul style="list-style-type: none"> • Pronouncing the words correctly. • Describing the words. • Constructing sentences using the new words. 	Phonic. Discussion. Story telling.	Pronouncing the words correctly. Describing the words. Constructing sentences using the new words.	Effective communication. Critical thinking. Appreciation Co-operation Problem solving Care.	Mangoes, bananas,	Mk Bk 3 p96	

		3	Living things.	Plants.	Lit I	Importance of plants.	Learners should be capable of; <ul style="list-style-type: none"> Stating the importance of plants. 	Guided discovery. Guided discussion Demonstration	Stating the importance of plants.	Critical thinking. Appreciation Co-operation Problem solving	Real crops.	Monitor SST BK 3 p10	
		4			Lit II	Experiment to show hypogeal germination. Examples of seeds that undergo hypogeal germination. Conditions necessary for germination to take place. Controlled experiment showing the conditions for germination.	<ul style="list-style-type: none"> Identifying the stages of growth in hypogeal germination. Stating examples of seeds that undergo hypogeal germination. 	Observation. Experimentation. Group work.	Identifying the stages of growth in hypogeal germination. Stating examples of seeds that undergo hypogeal germination	Effective communication. Critical thinking. Appreciation Co-operation Problem solving Care	Seeds e.g. maize, millet.	Pri Sci for Ug BK 3 p63.	
	2	1			Math.	Word problems involving solving equations by subtracting. Example 1 page 192 And exer.17 b	<ul style="list-style-type: none"> Reading and interpreting the statements given. Solving the equations. 	Guided discovery. Guided discussion Demonstration	Reading and interpreting the statements given. Solving the equations .	Effective communication. Critical thinking. Appreciation Co-operation Problem solving Care	C /B illus.	MK BK 3 p 192	
		2	Living things.		English.	Story. HEALTHY FOOD. Reading the passage.	<ul style="list-style-type: none"> Reading the passage correctly. Answering oral and written comprehensive questions. 	Story telling. Discussion.	Reading the passage correctly. Answering oral and written comprehensive questions.	Effective communication. Critical thinking. Appreciation Co-operation Problem solving Care	Bananas, rice, potatoes, meat.	MK Eng BK 3 p97	
		3			Music.	Song;	<ul style="list-style-type: none"> Singing the 	Rote.	Singing	Effective	Shakers.	Tr's own	

						Round;	<ul style="list-style-type: none"> given round correctly. Performing simple movements. 	Story telling.	the given round correctly. Performing simple movements	communication. Critical thinking. Appreciation Co-operation Problem solving. Self awareness.	Clappers.	collection.	
		4		Crop growing practices.	Lit II	Garden tools and their uses.	<ul style="list-style-type: none"> Identifying the garden tools given. Stating the uses of each garden tool. 	Guided discovery. Guided discussion Demonstration	Identifying the garden tools given. Stating the uses of each garden tool.	Appreciation Co-operation Problem solving. Self awareness.	A chart.	MK Int.Pri. Sci Bk 3 p50.	
		5			Oral lit.	Proverbs.	<ul style="list-style-type: none"> Interpreting the proverbs given. Telling their own proverbs. 	Phonic. Dramatization. Discussion.	Interpreting the proverbs given. Telling their own proverbs.	Appreciation Co-operation Problem solving.	A chart.	Tr's own collection.	
	3	1	Living things.		Math.	Solving equations by adding. Examples. 1. $\square - 4 = 9$ $\square - 4 + 4 = 9 + 4$ $\square = 13$ 2. $w - 3 = 6$ $w - 3 + 3 = 6 + 3$ $w = 9$	Learners should be capable of; <ul style="list-style-type: none"> Identifying the given equations. Solving the equations. 	Guided discovery. Guided discussion Demonstration	Identifying the given equations . Solving the equations	Appreciation Co-operation Problem solving	C /B illus.	MK Pri MTC BK 3 p194	
		2			English.	Guided composition. Personal hygiene.	<ul style="list-style-type: none"> Reading the composition about personal 	Phonic. Story telling.	Reading the composition	Effective communication.	A chart.	MK BK 3 p102.	

						<ul style="list-style-type: none"> hygiene. Writing the composition. 		on about personal hygiene. Writing the composition.	Critical thinking. Appreciation Co-operation Problem solving. Self awareness.			
	4	1			Math.	<p>Word problems involving solving equations by adding. e.g. 1 p 194 and exer.17f p 195</p>	<ul style="list-style-type: none"> Reading and interpreting the statements given. Solving the equations by adding. 	Guided discovery. Guided discussion Demonstration	Reading and interpreting the statements given. Solving the equations by adding	Critical thinking. Appreciation Co-operation Problem solving. Self awareness.	C/B illus.	Mk Pri MTC BK 3 pp194-195.
		2			Lit II	<p>Care for garden tools. Selecting a site for a garden tool.</p> <ul style="list-style-type: none"> A good site. How to construct a school garden. 	<ul style="list-style-type: none"> Discussing ways of caring for garden tools. Listing the characteristics of a good site. 	Guided discussion Demonstration. Observation.	Discussing ways of caring for garden tools. Listing the characteristics of a good site.	Appreciation Co-operation Problem solving. Self awareness.	Garden tools.	Und.int.Sci p44
		3			English.	<p>Vocabulary. Basic health and hygiene. Toothbrush,toothpaste, bathing,comb,teeth,brushing,fingernails,whisking,shoe polish, hair. Whose..is this? Is this.....?.</p>	<ul style="list-style-type: none"> Pronouncing the new words correctly. Describing the new words. Constructing sentences using the new words. 	Phonic. Discussion.	Pronouncing the new words correctly. Describing the new words. Constructing sentences using the new	Effective communication. Critical thinking. Appreciation Co-operation Problem solving. Self awareness	Toothpaste, teeth,shoes.	Mk Eng BK 3 pp101-102.

								words.	s.			
		4			Music	Traditional dance.	<ul style="list-style-type: none"> Imitating the teacher's movements. Dancing according to the rhythm. 	Demonstration.	Imitating the teacher's movements. Dancing according to the rhythm	Creating thinking. Appreciation Co-operation Problem solving.	Drums. Shakers. Clappers.	
	5	1			Math.	Solving equations by dividing. E.g. $\square \times 5 = 10$ $\square = 10 \div 5$ $\square = 2$ 2. $P \times 2 = 8$ $P = 8 \div 2$ $P = 4$	<ul style="list-style-type: none"> Identifying the equations. Solving the equations. 	Guided discovery. Guided discussion Demonstration	Identifying the equations . Solving the equations	Critical thinking. Appreciation Co-operation Problem solving. Self awareness	C /B illust.	MK BK 3 p196
		2	Living things		Lit II	Nursery bed. <ul style="list-style-type: none"> Definition. Examples of crops planted in a nursery bed. Methods of planting. Groups of crops and their examples. 	Learners should be capable of; <ul style="list-style-type: none"> Defining a nursery bed. Identifying the crops grown in a nursery bed. Discussing the methods used in planting. 	Guided discovery. Guided discussion Demonstration	Defining a nursery bed. Identifying examples of crops.	Critical thinking. Appreciation Co-operation Problem solving. Self awareness	Seeds. Soil.	Und. Int.Sci p44
		3			Oral lit	Tongue twisters	<ul style="list-style-type: none"> Saying the tongue twisters. Composing tongue twisters. 	Story telling.	Saying the tongue twisters. Composing tongue twisters.	Creative thinking. Social awareness.		Tr's own collection.
9	1	1			Lit II	<ul style="list-style-type: none"> Care for crops. Diseases of crops. Examples of crops 	<ul style="list-style-type: none"> Identifying ways of caring for crops. Mentioning diseases that attack crops. 	Observation. Guided discovery. Guided discussion	Identifying ways of caring for crops. Mentioning	Effective communication. Critical thinking. Appreciation	Some pests.	Ox.pri sch sci Bk 3 p34

					<p>diseases and the crops they attack.</p> <ul style="list-style-type: none"> • Examples of pests. • Control of pests. 	<ul style="list-style-type: none"> • Identifying examples of crops and ways of pest control.. 	Demonstration	diseases that attack crops. Identifying examples of crops and ways of pest.	on Co-operation Problem solving. Self-awareness.			
		2	Living things	English.	<p>Story. Nina the smart girl.</p>	<p>Learners should be capable of;</p> <ul style="list-style-type: none"> • Reading the story correctly. • Answering oral and written comprehensive questions. 	Story telling. Discussion.	Reading the story correctly. Answering oral and written comprehensive questions	Effective communication. Critical thinking. Appreciation Co-operation	Pictures.	MK Pri Eng BK3 pp101-102	
		3		Math.	<p>Finding unknowns by multiplication. e.g. $\square \div 2 = 4$ $\square = 4 \times 2$ $\square = 8$ 2.g $\div 3 = 6$ $g = 6 \times 3$ $g = 18$</p>	<ul style="list-style-type: none"> • solving the equations by multiplying. • Substituting the boxes with letters. 	Guided discovery. Guided discussion Demonstration	solving the equations by multiplying. Substituting the boxes with letters.	Effective communication. Critical thinking. Appreciation Co-operation Problem solving. Self-awareness.	C /B illust.	MK Pri MTC BK3 pp197-198	
		4		Oral lit	Fable;	<ul style="list-style-type: none"> • Listening to the fable and retelling it. • Telling their own fables. 	Story telling. Discussion.	Telling fables.	Social awareness. Respect. Cooperation.	Pictures of animals.	Tr's own collection.	
	2	1		Lit II	<p>Crop rotation.</p> <ul style="list-style-type: none"> • Importance. What to consider when carrying out crop rotation. Examples of crops 	<ul style="list-style-type: none"> • Outlining the importance of crop rotation. • Discussing what to consider when 	Guided discovery. Guided discussion Demonstration	Outlining the importance of crop rotation. Discussin	Care. Responsibility. Self-awareness.	Crop pests.	Fountain Sci Bk 3	

					with the same roots. Examples of that can be affected by the same pests. How to protect crops in the garden.	<ul style="list-style-type: none"> carrying out crop rotation. Stating examples of crop pests. 		g what to consider when carrying out crop rotation. Stating examples of crop pests.				
		2		Math.	SHAPES. e.g.lines,rays,line segments,curves,i.e.open,simple,closed,Parallel	<ul style="list-style-type: none"> Drawing the given geometrical shapes. Naming the given shapes. 	Guided discussion Demonstration	Drawing the given geometrical shapes. Naming the given shapes	Critical thinking. Appreciation Co-operation Problem solving. Self-awareness	Shapes.	MK pri MTC BK 3 pp80-84.	
		3		English.	Structural composition; Joining sentences using "because"	<ul style="list-style-type: none"> Discussing the use of because. Constructing sentences using because. 	Story telling. Discussion.	Constructing sentences .	Effective communication. Critical thinking. Appreciation Co-operation Problem solving. Self-awareness.	A chart.	MK Pri Eng p98	
	3	1		Lit II	Harvesting crops. <ul style="list-style-type: none"> Definition. Methods. Storage and marketing of vegetables. 	<ul style="list-style-type: none"> Describing harvesting. Discussing methods of harvesting. Outlining the 	Excursion . Discussion. Observation.	Describing harvesting. Discussing	Care. Responsibility. Appreciation.	Sample crops.	Ox.Pri Sci Bk 3 p 77.	

						<ul style="list-style-type: none"> Importance of growing crops. 	uses growing enough food.		methods of harvesting. Outlining the uses growing				
		2			MATH.	<p>Angles.</p> <ul style="list-style-type: none"> Definition. Plane shapes. Examples. 	<ul style="list-style-type: none"> Stating examples of angles. Listing examples of plane shapes. 	Guided discovery. Guided discussion Demonstration	Stating examples of angles. Listing examples of plane shapes.	Effective communication. Critical thinking. Appreciation Co-operation Problem solving. Self-awareness.	Different shapes.		
	4	1	Resources.	Projects.	Lit II	<p>Projects.</p> <p>Why we keep rabbits.</p> <p>Advantages of keeping rabbits.</p> <p>How to select a healthy rabbits.</p> <p>Diagram showing parts of a rabbit.</p>	<ul style="list-style-type: none"> Stating the advantages of keeping rabbits. Discussing how to select a good rabbit. Drawing the diagram of a rabbit. 	Discussion. Observation.	Stating the advantages of keeping rabbits. Discussing how to select a good rabbit. Drawing the diagram of a rabbit.	Critical thinking. Appreciation Co-operation Problem solving. Self-awareness	Rabbits.	Fount. Pri. Sci.BK 3 p47	
		2			Math.	<p>Polygons.</p> <ul style="list-style-type: none"> Definition. Names of polygons. 	<ul style="list-style-type: none"> Describing polygons. Naming the given shapes. Drawing the given shapes. 	Guided discovery. Guided discussion Demonstration	Describing polygons. Naming the given shapes.	Critical thinking. Appreciation Co-operation	A chart with different shapes.		

									Drawing the given shapes.	Problem solving.			
		3			Oral lit.	Rhyme.	<ul style="list-style-type: none"> ▪ Reciting the rhyme. ▪ Composing rhymes on their own. 	Story telling. Discussion.	Reciting the rhyme. Composing rhymes on their own.	Effective communication. Critical thinking. Appreciation Co-operation.	A chart showing the rhyme.		
	5	1			Lit II	Breeds of rabbits. <ul style="list-style-type: none"> ▪ Local breeds. ▪ Their characteristics. ▪ Exotic breeds. ▪ Their characteristics. ▪ Examples of exotic breeds. 	<ul style="list-style-type: none"> ▪ Identifying local breeds. ▪ Identifying exotic breeds of rabbits. 	Discussion. Discovery.	Identifying local breeds. Identifying exotic breeds of rabbits.	Effective communication. Critical thinking. Appreciation Co-operation Responsibility. Social awareness.	A chart showing a rabbits.	Fount. Pri Sci BK 3 p 48.	